



youinspire

2023 GED CONFERENCE

Welcome to GED
GED® 101: Getting Down to Basics!

Jonna Forsyth, Liz Lanphear, Lisa Pool-Osorio



Today's Session will cover:



Basic content of
the GED Exam



Educator and
Student
Resources



GED
Manager/Prep
Connect

An Overview of the GED® Test

- Getting Started



The GED® Test

- A wide array of accommodations include:
 - Extended time
 - Additional breaks
 - Reader/recorder
 - Private room
 - Screen reader (JAWS)
 - Visit the [GEDTS Accommodations Information Page](#)



Available in English and Spanish

Variety of Item Types

Multiple-choice

Fill-in-the-blank

Drag-and-drop

Hot-spot

Drop-down

Extended-response (RLA only)

The GED® Test

Test	Time	Notes
Reasoning through Language Arts	150 minutes	Includes 45 minutes for extended response (timed separately) and a 10-minute break
Mathematical Reasoning	115 minutes	Part 1 – calculator not allowed; Part 2 –calculator allowed
Social Studies	70 minutes	
Science	90 minutes	

Overview of RLA Test



- Content - Integrated reading and writing
 - Close reading
 - Clear writing
 - Editing and understanding the use of standard written English in context
- Source texts – 75% nonfiction; 25% fiction
- Passage length – 400-900 words
- Range of text complexity, including texts at the college- and career-ready level
- Technology-enhanced items and extended response


Extended Response on RLA

A constructed response item includes:

- One or more source texts
- Texts offer two positions on a given topic
- A prompt that provides instruction on what the student is expected to do

Overview of Mathematical Reasoning Test

- Content:
 - 45% - Quantitative Problem Solving
 - Number operations
 - Geometric thinking
 - 55% - Algebraic Problem Solving
- Texas Instruments - TI 30XS Multiview™
(calculator allowed on most items)
- Integration of mathematical practices
- Formula page, symbols, and calculator page provided



Overview of Social Studies Test

Content

- 50% - Civics and Government
- 20% - United States History
- 15% - Economics
- 15% - Geography and the World

Themes

- Development of Modern Liberties and Democracy
- Dynamic Responses in Societal Systems

Social Studies Practices – analyzing, thinking, reasoning

Technology-enhanced question items

Overview of Science Test



Content

Life Science – 40%

Physical Science – 40%

Earth and Space Science – 20% Themes

Themes

Human Health and Living Systems




Energy and Related Systems

Science Practices – reasoning and thinking scientifically

Question types - Technology-enhanced items

GED Score Levels Explained

GED College Ready scores improve the chances for college success.

145  GED Passing Score To pass the GED test, students need a score of 145 on all four subjects.	165 – 174  GED College Ready At 165 or higher, students may qualify to bypass placement testing and remedial (non-credit) courses in college.	175 – 200  GED College Ready + Credit At 175 or higher, students may qualify for up to 10 college credit hours at participating colleges.
--	--	--

Learn more at GED.com/collegeready



Many colleges have already adopted the ACE[®] Credit Recommendations

- Approximately 250 colleges across the U.S. have implemented one, or both, of the recommendations (CR and/or CR+credit)
 - Colorado Community College System (both recommendations)
 - Connecticut Public College System
 - Georgia Technical College System
 - Illinois Community College System
 - Kansas Board of Regents (2 & 4-year colleges)
 - Kentucky Community College System
 - Ohio Community College System
 - Virginia Community College System
 - Texas Higher Education Coordinating Board
- Additional Colleges in AL, AZ, KS, MA, MO, NJ, OR, RI, WA

Our Graduates Are Interested in College

2 out of 3
express interest

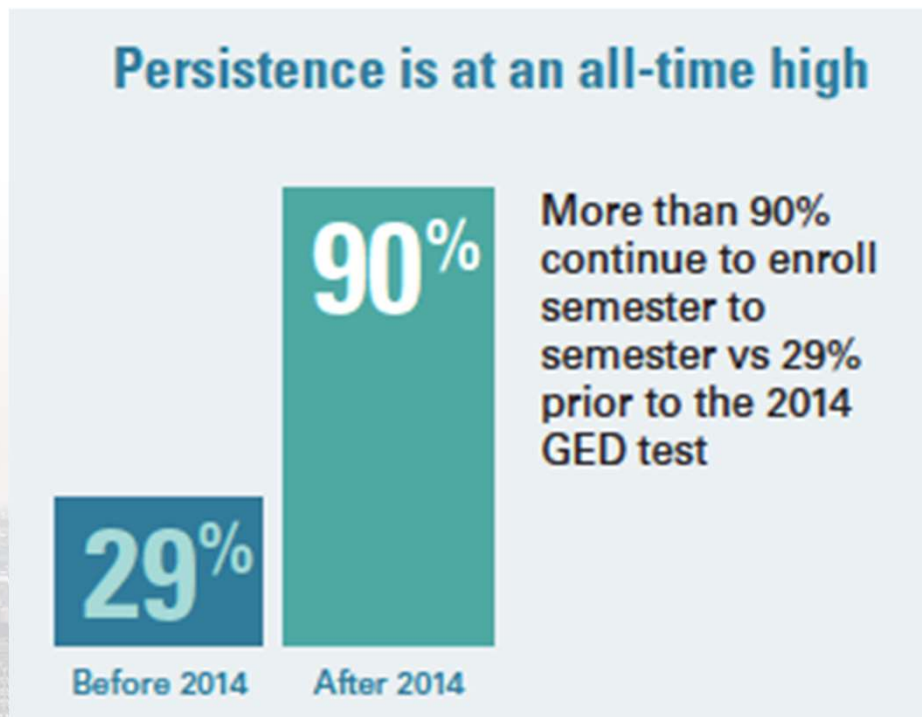


Enroll in college **within a year** of earning their GED credential



Enroll in college **within 4 years** of earning their GED credential

Persistence!




Congrats! All your hard work is paying off!

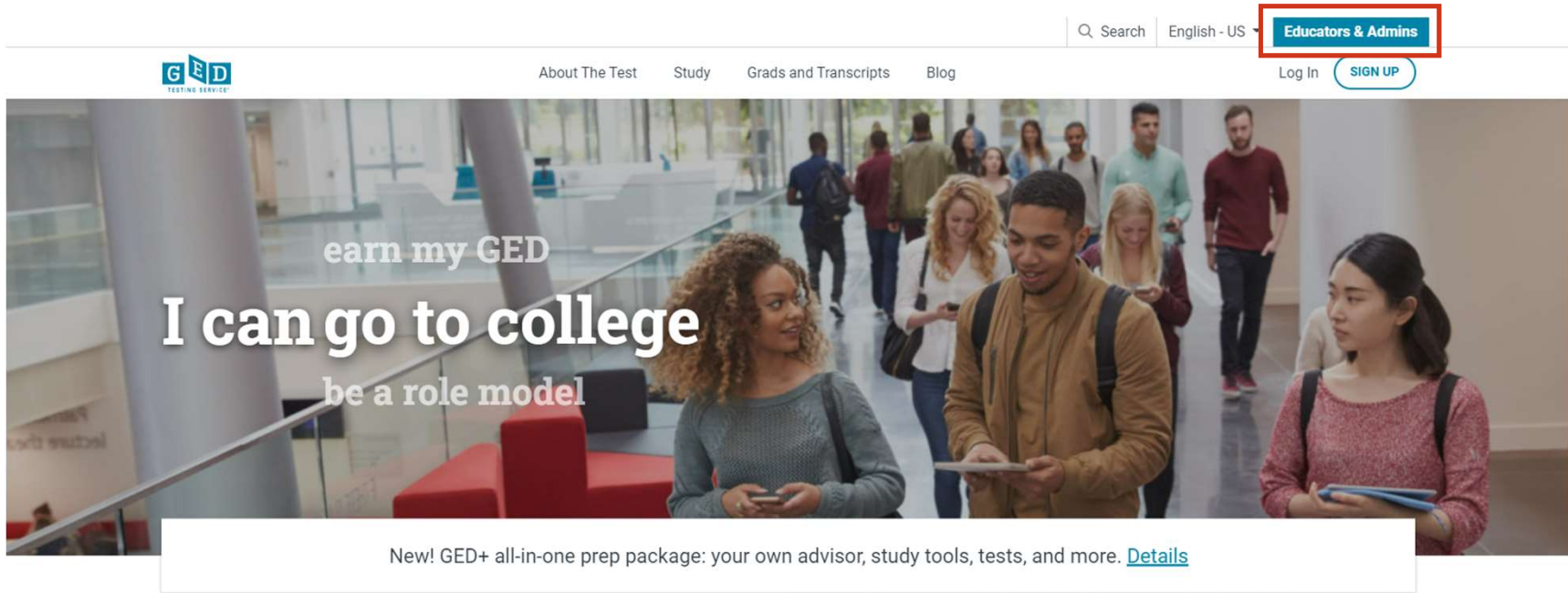
This number currently surpasses overall community college persistence rates

Educator and Student Resources

- Free online tools to support success



Home for GED® Educator Resources



Welcome to the home of the GED® test, your official online resource to prepare for and earn your high school equivalency diploma.

Visit www.GED.com
Click on Educators and Admins





GED Program Overview

GED Program Overview

[Why GED?](#)

[College Readiness](#)

[Workforce Development](#)

[GEDWorks Program](#)

[In-School Policy](#)

[Teaching the GED® Test](#)

[State Policies](#)

[Test Administration](#)

[GED Manager](#)

Top Resources



Professional Development Training

[View Resource](#)



Resources to Guide Your Instruction

[View Resource](#)



Free Classroom Materials

[View Resource](#)

Announcements

Registration for the 2019 GED Annual Conference opens in January! Join us



Why GED?

For more than 75 years, the GED® has been a path to a better future for millions, the only high school equivalency program with proven outcomes and accepted by virtually all U.S. colleges and employers.

[Learn More](#)



College Readiness

GED® students who attain scores on any subject within the College Ready (165-175) or College Ready + Credit (175-200) score levels may be eligible for college credit or certain exemptions.

[Learn More](#)



Free Classroom Materials



[About The Test](#) [Study](#) [Grads and Transcripts](#) [Blog](#)

Search English - US **Educators & Admins**

Log In [SIGN UP](#)

- GED Program Overview
- Teaching the GED® Test
- Free Classroom Materials**
- [Study Guides](#)
- [Extended Response Scoring Tools](#)
- [Teaching Resources](#)
- [Professional Development](#)
- [Prep Products](#)
- [Promote Your Program](#)
- State Policies
- Test Administration
- GED Manager & GEDPrep Connect
- GED Option

- ### Top Resources
- Professional Development Training
[View Resource](#)
 - Resources to Guide Your Instruction
[View Resource](#)



Free Classroom Materials

Get your classroom ready for action by downloading free materials such as tutorials, practice questions, and reference sheets to help students test with confidence.

Tutorials

Students should practice with these tutorials so they learn about various question types and become familiar with how the test and calculator work. The tutorials work best on a computer (not a smartphone or tablet).

Computer-Based Test Tutorial

[View Now](#) [View Now - In Spanish](#)

Calculator Tutorial


[View Now](#) [View Now - In Spanish](#)

Free Classroom Materials - GED



Important Tools for the Classroom

- Reasoning through Language Arts, Mathematical Reasoning, Science, and Social Studies



Performance Level Descriptors

- Four Performance Levels
 - Below Passing
 - HSE
 - GED® College Ready
 - GED® College Ready + Credit
- What skills are demonstrated at each level
- What skills need development to advance to the next level
- For more, visit the [GED Teaching Resources](#) page



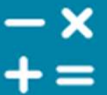
Want to know what your student's scores mean? Find out with these Performance Level Descriptors. Each explains the skills a student demonstrates in order to score into each performance level on the GED® test and the GED Ready® practice test.

GED® Test Performance Level Descriptors

The four performance levels for the GED® test are Below Passing, Passing for High School Equivalency, GED® College Ready, and GED® College Ready + Credit.

- [Performance Level Descriptors Chart - View in Spanish](#)
Breaks down the descriptors for all four subjects by performance level in
- [Assessment Target Comparison Chart - View in Spanish](#)
Compares the official indicator code language with the language test-take
- [Performance Level Descriptors - View in Spanish](#)
A full listing of all Performance Level Descriptors for all four subjects.

Mathematical Reasoning



[Below Passing](#)

[View in Spanish](#)

[Passing Score](#)

[View in Spanish](#)

[College Ready](#)

[View in Spanish](#)

[College Ready + Credit](#)

[View in Spanish](#)

High-Impact Indicators Relationships

- Show relationships among High Impact Indicators
- Demonstrate interconnectedness across content areas
- Develop skills available for use across a range of learning contexts



Relationships Between the High Impact Indicators and Other Indicators

The High Impact Indicators are a list of key skills assessed on the GED® test that, if emphasized in instruction, can help instructors make a significant impact on student skills and performance. This document shows the relationship between the High Impact Indicators and other indicators assessed on the GED® test. Adult educators can use this resource to create instructional plans that address the maximum number of skills in the limited time they have available with students. Providing instruction in a single High Impact Indicator area can help students broaden and deepen their skills, enabling them to apply those skills in multiple ways and in a variety of contexts across all of the content areas covered by the GED® test.

Note: High Impact Indicators appear in BOLD type.

Reasoning Through Language Arts – High Impact Indicators

High Impact Indicator	Related Indicators from Other Content Areas		
	RLA	Social Studies	Science
R.3.1: Order sequences of events in texts. Primarily measured with literary texts.	<p>SSP.3 a. Identify the chronological structure of a historical narrative and sequence steps in a process.</p> <p>SSP.3 b. Analyze in detail how events, processes, and ideas develop and interact in a written document; determine whether earlier events caused later ones or simply preceded them.</p> <p>SSP.3.c: Analyze cause-and-effect relationships and multiple causation, including action by individuals, natural and societal processes, and the influence of ideas.</p> <p>SSP.3 d. Compare differing sets of ideas related to political, historical, economic, geographic, or societal contexts; evaluate the assumptions and implications inherent in differing positions.</p>	<p>SP.3 b Reason from data or evidence to a conclusion</p> <p>SP.3.c Make a prediction based upon data or evidence</p>	<p>MP.1 a. Search for and recognize entry points for solving a problem.</p> <p>MP.1 b. Plan a solution pathway or outline a line of reasoning.</p> <p>MP.1 d. Recognize and identify missing information that is required to solve a problem.</p> <p>MP.1 e. Select the appropriate mathematical technique(s) to use in solving a problem or a line of reasoning.</p> <p>MP.2 c. Recognize the important and salient attributes of a problem.</p> <p>MP.3 a. Build steps of a line of reasoning or solution pathway, based on previous step or givens.</p> <p>MP.3 b. Complete the lines of reasoning of others.</p> <p>MP.3 c. Improve or correct a flawed line of reasoning.</p>

What Makes Indicators High Impact?

- Important skills that are used across content areas
- May currently receive light coverage in classroom
- Lend themselves to straightforward instruction

https://ged.com/educators_admins/teaching/teaching_resources/



Relationships Between the High Impact Indicators and Other Indicators

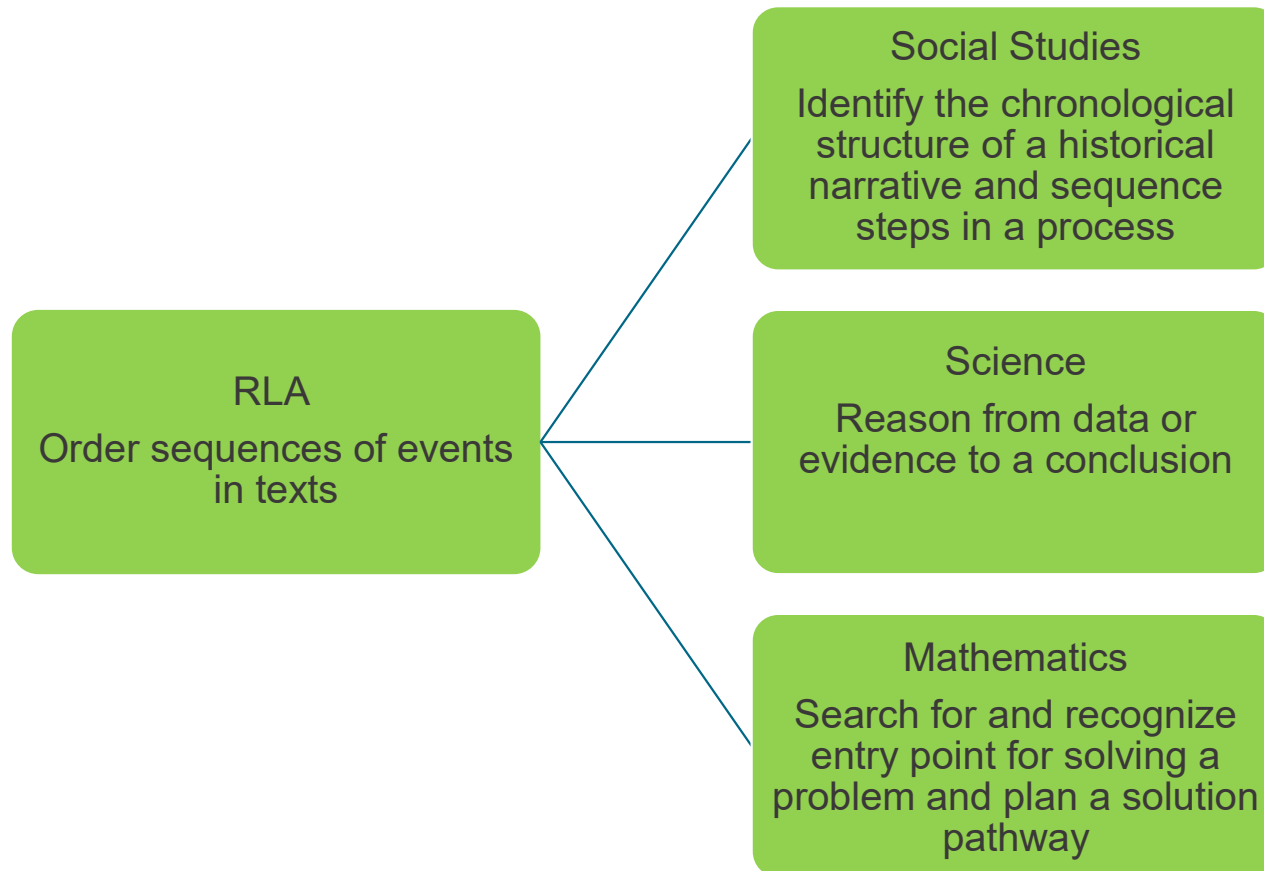
The High Impact Indicators are a list of key skills assessed on the GED® test that, if emphasized in instruction, can help instructors make a significant impact on student skills and performance. This document shows the relationship between the High Impact Indicators and other indicators assessed on the GED® test. Adult educators can use this resource to create instructional plans that address the maximum number of skills in the limited time they have available with students. Providing instruction in a single High Impact Indicator area can help students broaden and deepen their skills, enabling them to apply those skills in multiple ways and in a variety of contexts across all of the content areas covered by the GED® test.

Note: High Impact Indicators appear in BOLD type.

Reasoning Through Language Arts – High Impact Indicators

High Impact Indicator	Related Indicators from Other Content Areas		
	RLA	Social Studies	Science
R.3.1: Order sequences of events in texts. Primarily measured with literary texts.	<p>SSP.3 a. Identify the chronological structure of a historical narrative and sequence steps in a process.</p> <p>SSP.3 b. Analyze in detail how events, processes, and ideas develop and interact in a written document; determine whether earlier events caused later ones or simply preceded them.</p> <p>SSP.3.c: Analyze cause-and-effect relationships and multiple causation, including action by individuals, natural and societal processes, and the influence of ideas.</p> <p>SSP.3 d. Compare differing sets of ideas related to political, historical, economic, geographic, or societal contexts; evaluate the assumptions and implications inherent in differing positions.</p>	<p>SP.3.b Reason from data or evidence to a conclusion</p> <p>SP.3.c Make a prediction based upon data or evidence</p>	<p>MP.1 a. Search for and recognize entry points for solving a problem.</p> <p>MP.1 b. Plan a solution pathway or outline a line of reasoning.</p> <p>MP.1 d. Recognize and identify missing information that is required to solve a problem.</p> <p>MP.1 e. Select the appropriate mathematical technique(s) to use in solving a problem or a line of reasoning.</p> <p>MP.2 c. Recognize the important and salient attributes of a problem.</p> <p>MP.3 a. Build steps of a line of reasoning or solution pathway, based on previous step or givens.</p> <p>MP.3 b. Complete the lines of reasoning of others.</p> <p>MP.3 c. Improve or correct a flawed line of reasoning.</p>

An Example



Where Can You Find These Resources?



Your teaching resources page at www.ged.com, click on the "Educators & Admins tab, or



https://ged.com/educators_admins/teaching/teaching_resources/

For Your Students Testing Online (OP):

Testing at home, with our Online Proctored (OP) testing platform:

- Different rules regarding calculators, scratch pads, and retakes
- Students should prepare for OP testing when they know this is their preferred testing experience.
- For more details:

<https://ged.com/take-the-ged-test-online/>



Relationships Between the High Impact Indicators and Other Indicators

The High Impact Indicators are a list of key skills assessed on the GED® test that, if emphasized in instruction, can help instructors make a significant impact on student skills and performance. This document shows the relationship between the High Impact Indicators and other indicators assessed on the GED® test. Adult educators can use this resource to create instructional plans that address the maximum number of skills in the limited time they have available with students. Providing instruction in a single High Impact Indicator area can help students broaden and deepen their skills, enabling them to apply those skills in multiple ways and in a variety of contexts across all of the content areas covered by the GED® test.

Note: High Impact Indicators appear in BOLD type.

Reasoning Through Language Arts – High Impact Indicators

High Impact Indicator	Related Indicators from Other Content Areas		
	RLA	Social Studies	Science
R.3.1: Order sequences of events in texts. Primarily measured with literary texts.	SSP.3 a. Identify the chronological structure of a historical narrative and sequence steps in a process. SSP.3 b. Analyze in detail how events, processes, and ideas develop and interact in a written document; determine whether earlier events caused later ones or simply preceded them. SSP.3.c: Analyze cause-and-effect relationships and multiple causation, including action by individuals, natural and societal processes, and the influence of ideas. SSP.3 d. Compare differing sets of ideas related to political, historical, economic, geographic, or societal contexts; evaluate the assumptions and implications inherent in differing positions.	SP.3.b Reason from data or evidence to a conclusion SP.3.c Make a prediction based upon data or evidence	MP.1 a. Search for and recognize entry points for solving a problem. MP.1 b. Plan a solution pathway or outline a line of reasoning. MP.1 d. Recognize and identify missing information that is required to solve a problem. MP.1 e. Select the appropriate mathematical technique(s) to use in solving a problem or a line of reasoning. MP.2 c. Recognize the important and salient attributes of a problem. MP.3 a. Build steps of a line of reasoning or solution pathway, based on previous step or givens. MP.3 b. Complete the lines of reasoning of others. MP.3 c. Improve or correct a flawed line of reasoning.

Important Resources for the Educator

- *Professional Development*
- *Educator Handbook*
- *In Session Educator Newsletter*



Professional Development

The screenshot shows the GED website interface. At the top, there is a search bar, language selection (English - US), and a user menu for 'Educators & Admins' with 'Log In' and 'SIGN UP' buttons. The main navigation includes 'About The Test', 'Study', and 'Grads and Transcripts'. The breadcrumb trail reads 'Home / Educators & Admins / GED Program Overview'. A left sidebar contains a menu with 'GED Program Overview' (selected), 'Why GED?', 'College Readiness', 'Workforce Development', 'GEDWorks Program', 'In Session Blog', 'Teaching the GED® Test', 'State Policies', 'Test Administration', and 'GED Manager'. Below this is a 'Top Resources' section where 'Professional Development Training' is highlighted with a red circle, with a 'View Resource' link. The main content area features a large 'GED Program Overview' heading, two images (students at a table and a modern hallway), and two columns: 'Why GED?' and 'College Readiness'.

GED TESTING SERVICE

Search English - US Educators & Admins

About The Test Study Grads and Transcripts Log In SIGN UP

Home / Educators & Admins / GED Program Overview

GED Program Overview

- GED Program Overview
- Why GED?
- College Readiness
- Workforce Development
- GEDWorks Program
- In Session Blog
- Teaching the GED® Test
- State Policies
- Test Administration
- GED Manager

Top Resources


- Professional Development Training [View Resource](#)

Why GED?

For more than 75 years, the GED® has been a path to a better future for millions, the only high school equivalency program with proven outcomes and accepted by virtually all U.S. colleges and employers.

College Readiness

GED® students who attain scores on any subject within the College Ready (165-175) or College Ready + Credit (175-200) score levels may be eligible for college credit or certain exemptions.



Professional Development

As teachers, your expertise and commitment is vital to the thousands of students who have created training resources to guide your GED instruction.

Webinar Trainings

Learn effective classroom strategies and techniques with our bi-monthly Tuesday development webinar series for educators.

[Access Webinars](#)



Webinars

Stay in the know from GED® experts.

Tuesdays for Teachers Webinar Series

Tuesdays for Teachers is a free professional development webinar series designed for educators. This bi-monthly webinar series will take a deeper dive into classroom strategies and techniques for the GED test.

Registration for each webinar opens approximately two weeks before the webinar date. To be notified when registration opens, please sign up for the In Session educator newsletter by clicking the link at the bottom of this page.

Be sure you have the [minimum system requirements](#) for GoToWebinar so you can participate in the webinar.

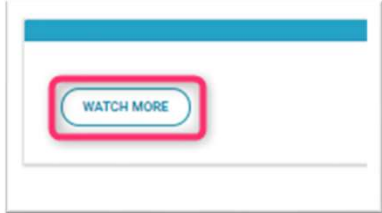
Practice Makes Perfect (AND Could Raise a GED Score by 4 Points!)

- [Watch Now](#)
- [PowerPoint](#)
- [Download Certificate](#)

How Can I Make This Work- Teaching GED® Students in the "New Normal"

- [Watch Now](#)
- [Remote Learning Checklist](#)
- [20 Hybrid Teaching Survival Kit 2020](#)
- [Priority Standards Download](#)
- [Habits of the Mind Chart 2](#)
- [Sentence Starters to Speak With Empathy Understood](#)
- [Math Skills Calculator Prohibited](#)
- [Download Certificate](#)

To find archived sessions, Scroll down, click "Watch More"



Under “Watch More”

Click a video

1 Reading to Learn– Strategies to Build Reading Skills for the GED Test
GED Testing Service
WATCHED 1:25:15

2 Trick or Treat Mining GED Ready Score Reports
GED Testing Service
1:35:10

3 Changes You've Been Asking for: The...
GED Testing Service
WATCHED 1:32:19

4 One Site Fits All – Welcome to GED.co...
GED Testing Service
1:33:19

0:00 / 1:25:14

Reading to Learn– Strategies to Build Reading Skills for the GED Test
14,718 views • Dec 19, 2018

GED Testing Service
13.7K subscribers

The ability to read is a vital skill in today's society. Reading is how we discover and learn new things. People who know how to read can educate themselves in any area of life they see fit. We live in an age rich with information; reading is the way to access that information.

SHOW MORE

GED Testing Service
13.7K subscribers

The ability to read is a vital skill in today's society. Reading is how we discover and learn new things. People who know how to read can educate themselves in any area of life they see fit. We live in an age rich with information; reading is the way to access that information. When asked about students' challenges in preparing for the GED® test, adult educators frequently lament the poor, inefficient, and ineffective reading skills of their students. This lack of strong and effective reading skills often leads to students' difficulty in passing portions of the GED® test. This webinar will focus on strategies that can be used to build students' reading skills. Join us as we review some of the reading challenges student face and learn about strategies, activities and resources that can be used in the classroom.

Download the Presentation: <https://bit.ly/2Gvrxba>
Download the Study Guide: <https://bit.ly/2PLbXYp>
Download the Vocabulary Strategies: <https://bit.ly/2SY09nv>
Download the High Mileage Word List: <https://bit.ly/2EALGKv>
Download the Reading Rate Sample: <https://bit.ly/2rKhy7t>
Download the Certificate: <https://bit.ly/2ECVtQR>

SHOW LESS

To access the resources for that webinar, click “Show More” under the video

Educator Handbook!

GED[®] EDUCATOR HANDBOOK



Everything you need to prepare
students for the GED test



In-depth look at
GED test content



Recommended
teaching strategies



How to determine if
your students are ready

Download at GED.com/educator_handbook

youinspire
2023 GED CONFERENCE

GED
TESTING SERVICE

In Session Educator Newsletter

Stay up-to-date by subscribing

At the bottom of each of the pages is an opportunity to sign up for the In Session Educator Newsletter – please take the opportunity to sign up and stay informed on the latest news, resources, pricing specials, etc.

In Session Educator Newsletter

SIGN UP TO GET THE LATEST NEWS AND RESOURCES.

GED® Testing Service LLC. | GED® Official Website



[About Us](#)

[Contact Us](#)

[FAQs](#)

[Newsroom](#)

[GEDWorks™](#)

[Accessibility Statement](#)

[Terms and Conditions](#)

[Privacy and Cookies](#)

Copyright © 2018 GED® Testing Service LLC. All Rights Reserved.

A list of some of the resources available in Spanish

Student Resources:

- GED Practice Test
- Study Guides
- GED.com (entire website)
- GED+
- Test Taker Brochure
- Tutorial for Computer-Based Test
- Tutorial for Calculator
- Calculator Reference Sheet
- Mathematics Formula Sheet
- Extended Response Answer Guidelines
- GED Spanish Prep

Educator Resources:

- Educator Guide
- High Impact Indicators
- Performance Level Descriptors (and chart)
- Assessment Target Comparison Chart
- Extended Response Scoring Tools
- Extended Response Classroom Practice
- Extended Response Classroom Poster



- The GED Program recognizes trusted publishers who develop curriculum materials that are 100% aligned with the GED test.
- Explore the variety of materials offered by each publisher and equip your students with the preparation they need to succeed.

[Visit GED Partnering Publishers](#)

GED Manager Overview

Roles:

- *Jurisdictional, Student Authorized View and Corrections Roles*
- *Reporting Features*
- *GED Direct*



GED Manager

Test Administrators
Jurisdictional or
Jurisdictional View
Only Access

Educators
(GEDPrep Connect)
Student Authorized
View

Corrections

Common Capabilities Across All Three Roles:



Student Search



Student Test Activity Report



Passers Report



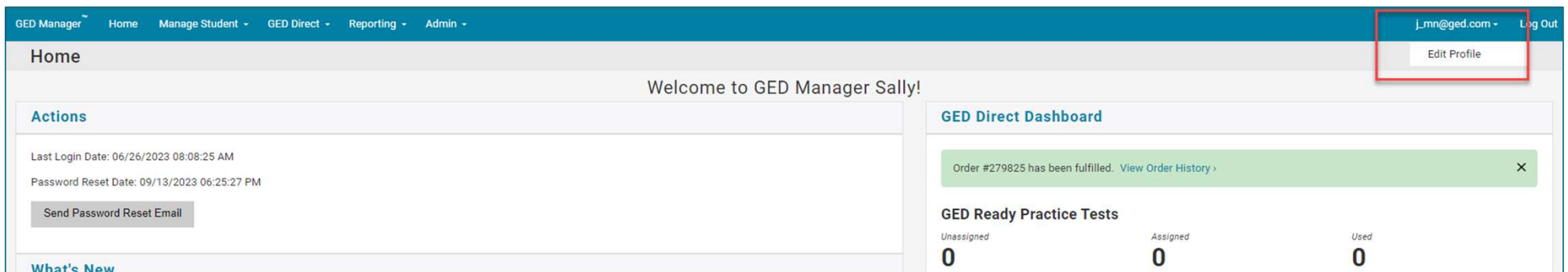
Student Score Reports: GED Ready and GED operational tests

GED Manager Multi-Factor Authentication (MFA)



GED Manager: New Edit Profile

- Users will see a new Edit Profile option when they click on their email address (upper right) once they log into GED Manager.



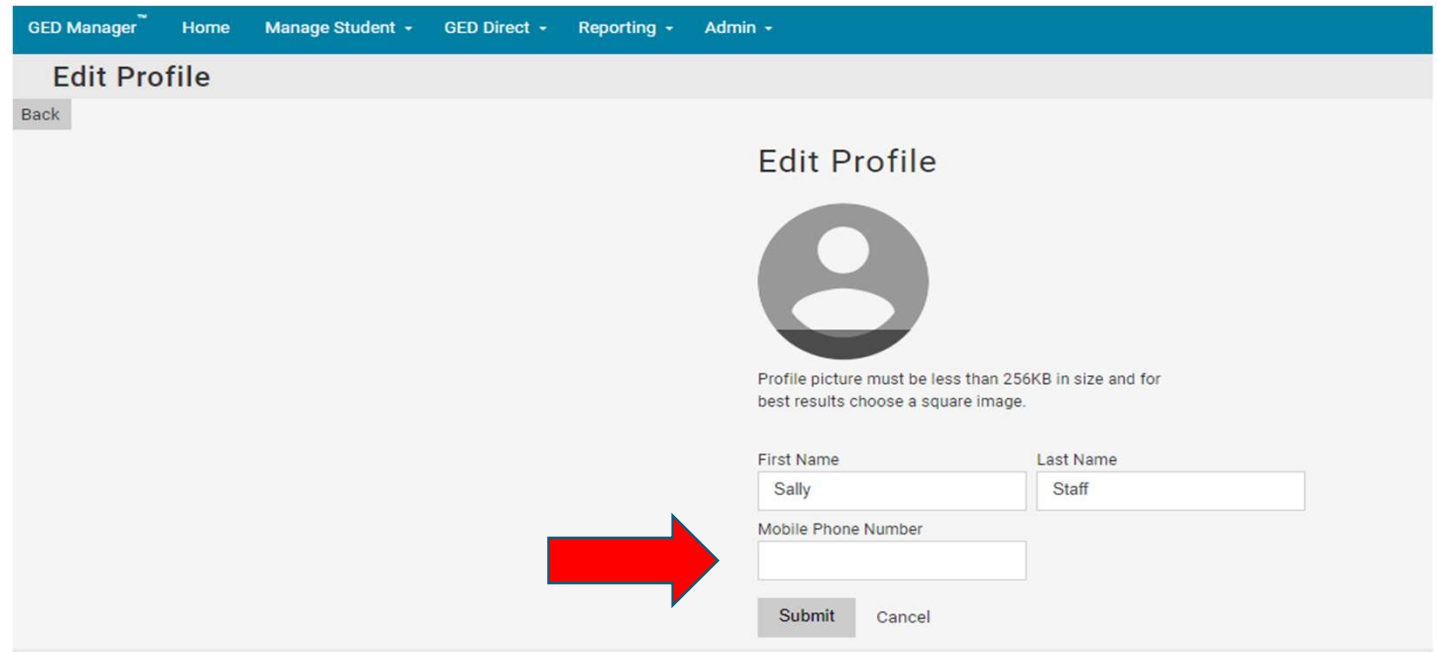
The screenshot displays the GED Manager dashboard interface. At the top, a navigation bar includes links for Home, Manage Student, GED Direct, Reporting, and Admin. The user's email address, j_mn@ged.com, is shown in the upper right corner, with a dropdown menu containing the 'Edit Profile' option, which is highlighted with a red box. The main content area features a 'Home' section with a welcome message, 'Actions' with login and password reset information, and a 'GED Direct Dashboard' with a notification for a fulfilled order and 'GED Ready Practice Tests' statistics.

GED Ready Practice Tests		
Unassigned	Assigned	Used
0	0	0

GED Manager: New Edit Profile

Users will be able to add a profile picture and update their name.

They will also be able to add their mobile phone number to be used in MFA.



GED Manager™ Home Manage Student - GED Direct - Reporting - Admin -

Edit Profile

Back

Edit Profile

Profile picture must be less than 256KB in size and for best results choose a square image.

First Name Last Name

Sally Staff

Mobile Phone Number

Submit Cancel

GED Prep Connect

Background, accessing students, and connecting to new students



What can GED Prep Connect Do For You?



Recruit new students



Review Progress in GED Ready Score Reports



Monitor Student Success with GED exam Score Reporting

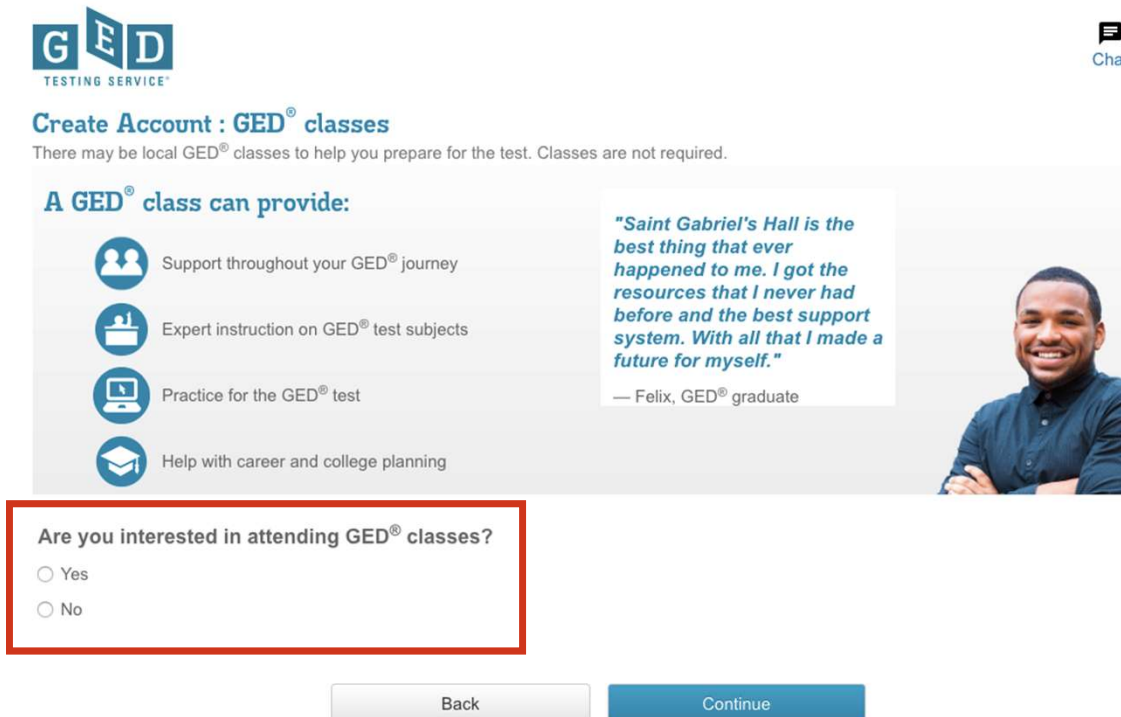


Identify Graduates



Manage Vouchers

At the time of GED.com Account Creation, student sees this question:



The screenshot shows the GED Testing Service logo at the top left and a 'Chat' icon at the top right. The main heading is 'Create Account : GED® classes'. Below this, a sub-heading reads 'There may be local GED® classes to help you prepare for the test. Classes are not required.' The central content area is titled 'A GED® class can provide:' and lists four benefits: 'Support throughout your GED® journey', 'Expert instruction on GED® test subjects', 'Practice for the GED® test', and 'Help with career and college planning'. To the right of this list is a testimonial from Felix, a GED® graduate, with a photo of him. The testimonial text is: 'Saint Gabriel's Hall is the best thing that ever happened to me. I got the resources that I never had before and the best support system. With all that I made a future for myself.' Below the testimonial is a question: 'Are you interested in attending GED® classes?' with two radio button options: 'Yes' and 'No'. At the bottom of the form are two buttons: 'Back' and 'Continue'.





GED
TESTING SERVICE™

Chat

Create Account : GED® classes


There may be local GED® classes to help you prepare for the test. Classes are not required.

A GED® class can provide:

-  Support throughout your GED® journey
-  Expert instruction on GED® test subjects
-  Practice for the GED® test
-  Help with career and college planning

"Saint Gabriel's Hall is the best thing that ever happened to me. I got the resources that I never had before and the best support system. With all that I made a future for myself."

— Felix, GED® graduate



Are you interested in attending GED® classes?

Yes

No

Back **Continue**

If yes, student is routed to GED Test Prep Center Selection page

Local GED® Classes

Choose a GED® Test Prep Center to get expert help preparing for the test. By choosing a center, you agree the center may contact you about enrolling in their program. Choosing a center is optional and is not required to receive adult education services. After you have chosen a center, you can remove or change your center at any time by clicking the button "Remove selection" or by going to Edit Profile.

10023 Find

Select	YMCA of Greater NY Harlem Literacy Zone-23124 5 West 63rd St, 6th Fl. New York, NY 10023 ★ 0.4 Miles Show on Map Directions
Select	Riverside Language Program, Inc.-33223 270 West 89th Street New York, NY 10024 ★ 1 Miles Show on Map Directions
Select	Herbert Lehman College-23022 Ms. Patricia Mullen New York, NY 10036 ★ 1.3 Miles Show on Map Directions
Select	Hostos Community College-23018 Ms. Andrea Durkis New York, NY 10036 ★ 1.3 Miles Show on Map Directions
Select	Morningside Community College - Tuition Program - 23027 ★ If I see this star above, what does it mean?

New York

youinspire
2023 GED CONFERENCE

GED
TESTING SERVICE™

Make the Connection! Linking Score Reports to Instruction

7/6/2018 MyGED® : Score Report

GED Ready® - Reasoning Through Language Arts

My Score: 139
TOO CLOSE TO CALL
Test Date: 01/17/2018

How I Can Score Higher

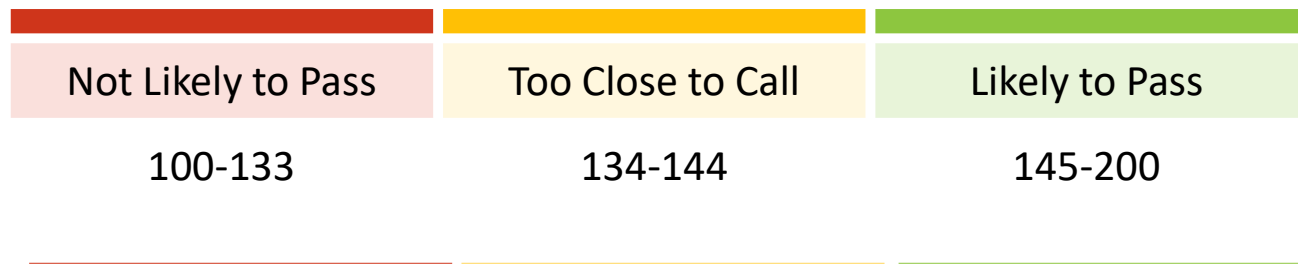
Reading for Meaning

Skill You Can Improve	Publisher Study Recommendations ⓘ
•Analyze how details develop the main idea (Example: causes, reasons)	Select your study material from the dropdown above to get study recommendations
•Analyze how the organization of a paragraph or passage supports the author's ideas	
•Infer the author's purpose when it is or is not stated	
•Understand how the use of words, phrases, or figurative language influences the author's intent	
•Make inferences about plots, sequence of events, characters, settings, and ideas	

<https://app.ged.com/portal#/scoreReport?examResultId=8082147> 1/3

GED Ready® - Assessing Readiness

Three Score Level Indicators on GED Ready®



GED Score Report:

- GED Ready®
- GED Exam

GED[®] Ready

Realistic practice opportunity	Computer based and same platform as GED [®] test
Standardized and normed	Same norming and standardization study as official test
Predictive	Tells students if they are likely to pass
Half-length	4.25 hours in length

My Score: 157

LIKELY TO PASS

Test Date: 04/05/2020

Congrats Jonna, you're ready to take the GED test!

Your GED Ready results show you're likely to pass the GED test for Language Arts. Keep the momentum going by scheduling your test!

SCHEDULE TEST

Student Score

Link Your Study Material

We've identified the exact skills you need to work on, based off your GED Ready results. Link a book or online program to see the exact pages/sections for each skill you need to study in the checklist to the left.



Your linked study Material:

Scoreboost - Thinking Skills: Critical Thinking for Reading, Science, and Social Studies

Change

Select Student Curriculum

Your Skills to Improve Checklist

1/8 completed

Link your study material above
See exactly what pages/sections you need to study below.

4, 5
Understand main ideas and details

Review Checklist of lessons in Student Curriculum for further study/remediation

Scoring the Extended Response

The screenshot shows the GED website's navigation menu on the left, with 'Extended Response Scoring Tools' highlighted. The main content area features a header with the title 'Extended Response Scoring Tools' and a sub-header 'Reasoning Through Language Arts - Extended Response Scoring Tools'. Below this, there are two columns: 'English' and 'Spanish'. The 'English' column contains a list of resources, with 'ER Resource Guide for Adult Educators - Taxation and Revenue' highlighted by a red box. The 'Spanish' column contains a similar list of resources.

This screenshot is identical to the one above, but with a red arrow pointing from the 'Top Resources' section of the left navigation menu to the 'ER Resource Guide for Adult Educators - Taxation and Revenue' link in the English column. Additionally, a red box highlights the 'ER Resource Guide for Adult Educators - Taxation and Revenue' link in the Spanish column.


GED Ready RLA Extended Response Scoring tool

- Educators score the Extended Response (ER) on the GED Ready Reasoning Through Language Arts (RLA) exam – it is intended to be an instructional tool to provide feedback to improve test taker outcomes
- [Scoring tool is available in English and Spanish](#)
- The tool guides Educators to assess student performance across all three traits
- More information on the ER traits assessed found in Chapter 3 of the [Assessment Guide for Educators](#)

More Student Resources



Study Materials



GED Live
Live, online classes taught by expert instructors to prepare students to pass the GED test



GED+
All 4 Subjects
An all-inclusive study product for students modeled after GEDWorks



GED Flash



GED Play



shop.gedmarketplace.com

GED Marketplace

GED Manager Access Requests

Access to GED Manager is subject to State Rules/Policy

To apply, complete request form found here:

https://ged.com/educators_admins/test_admin/ged_manager/ged_manager_request_form/

GED Manager Training video

<https://youtu.be/i-r9RqQarPQ>

Your State Relationship Team:

Adora Beard adora.beard@ged.com

AL, MD, DC, VA, Puerto Rico

Brian Smith brian.smith@ged.com

GA, PA, IL, SC, AK, DE, SD, Bermuda, Guam

Debi Faucette debi.faucette@ged.com

CA, AR, LA

Scott Salesses scott.salesses@ged.com

CT, KY, MA, NJ, NY, OH, OR, RI, NY

Your State Relationship Team:

Jonna McDonough Forsyth jonna.mcdonough@ged.com
*WY, OK, TX, MS, NC, NH, LA**

Liz Lanphear elizabeth.lanphear@ged.com
AZ, CO, HI, KS, NV, NM, NE, ND, SD

Melissa Hultstrand melissa.hultstrand@ged.com
MI, MI Prisons, MN, VT, US Virgin Islands, CAN, FBOP

Lisa Pool-Osorio lisa.pool-osorio@ged.com
CA, ID, OR, WA, AK, UT

Dianne Vicarri
FL,

Thank You!

Jonna Forsyth

(512) 202-1316

jonna.mcdonough@ged.com

Liz Lanphear

(913) 283-0121

elizabeth.Lanphear@ged.com

Lisa Pool-Osorio

(818) 517-8606

lisa.pool-osorio@ged.com

Communicate with GED Testing Service: help@ged.com

Session Survey

Your feedback is important. Please scan the QR code below to rate this session.

