



# Thank You To Our Sponsors



# **GED® Tools and Resources for Corrections Educators**

**Chris Blaisdell &  
Mellissa Hultstrand**



# Session Objectives



Prep Products

Shaywitz DyslexiaScreen

Educator Portal

Inside the Tester's Account

Blog

Did you know?

# Prep Products





## ANNOUNCING A NEW PARTNERSHIP


Official Partnership with the GED Testing Service



Aztec is the GED Testing Service's Only Preferred Partner  
For The Spanish GED® Test

[www.aztecsoftware.com/ged](http://www.aztecsoftware.com/ged)

# GED Flash™



**GED**  
TESTING SERVICE®

**AZTEC**  
SOFTWARE

**GED**  
TESTING SERVICE®

# Practice and Feedback!

- 93% of students indicated they are interested in more practice test items and feedback
- #1 on the list of most-wanted resources
- Accessible anywhere from a mobile phone, tablet or computer
- Available for adult education programs – *GED Flash for Organizations*
- Available to students studying on their own (monthly access fee)

# Practice and Feedback!

- Adult education programs purchase via Aztec Software
- Adult education programs who use this product will have access to administrative reports showing student performance data, time on task, strengths & weaknesses
- More than 6,000 practice test questions across the 4 subject areas
- Instant feedback with answer explanation
- <http://www.aztecsoftware.com/gedflash/>



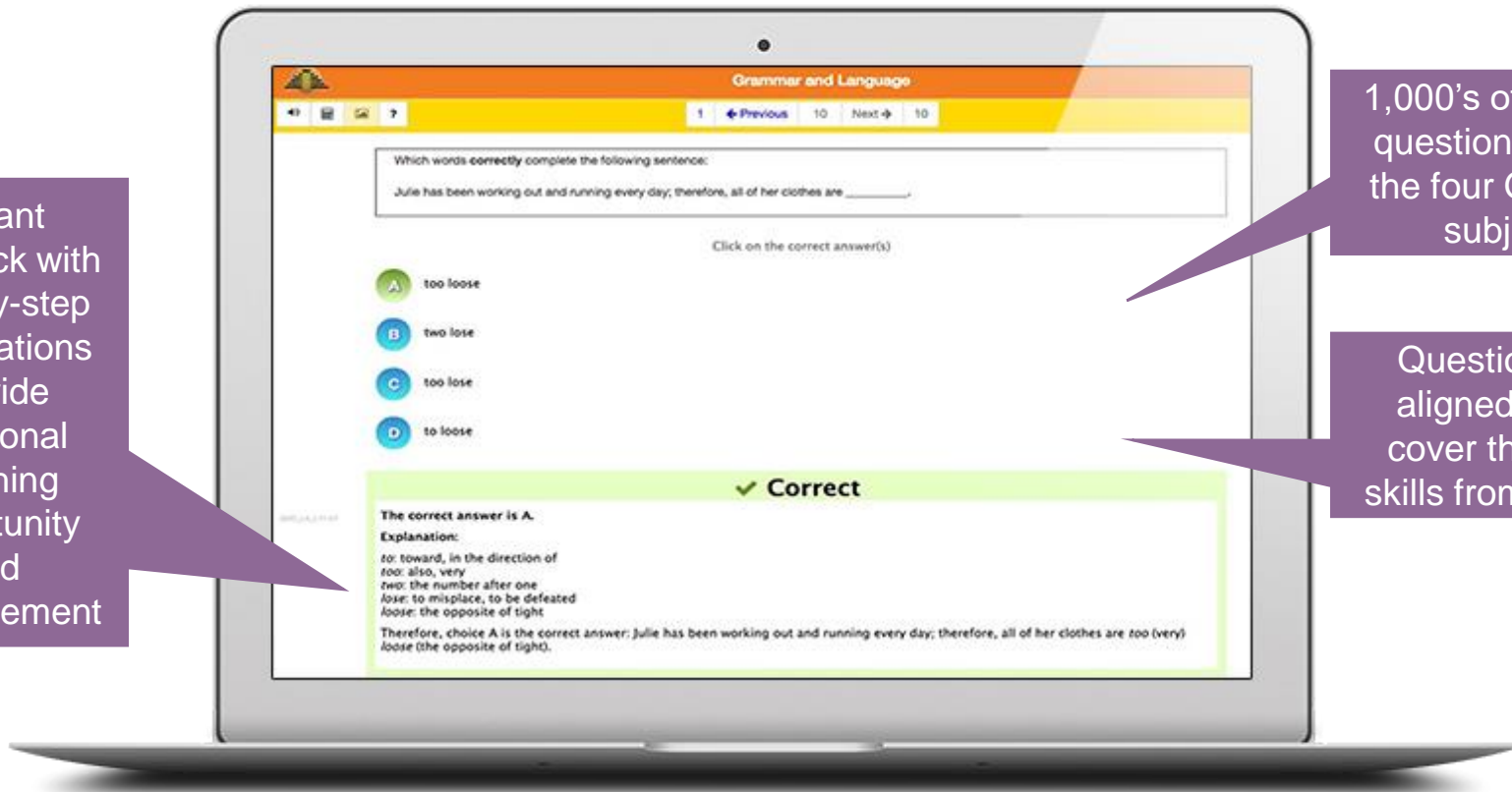
# Mastering GED Test Concepts

GED Flash provides ongoing practice and detailed explanations to help students master the exact concepts on the GED test.

Instant feedback with step-by-step explanations provide additional teaching opportunity and reinforcement

1,000's of practice questions across the four GED test subjects

Questions are aligned to and cover the exact skills from the test



# Data Shows: Improved Test Scores



Over half of regular GED Flash users moved up an entire score level on the GED Ready® practice test. Some moved up two score levels.

# Data Shows: Higher Likelihood of Passing

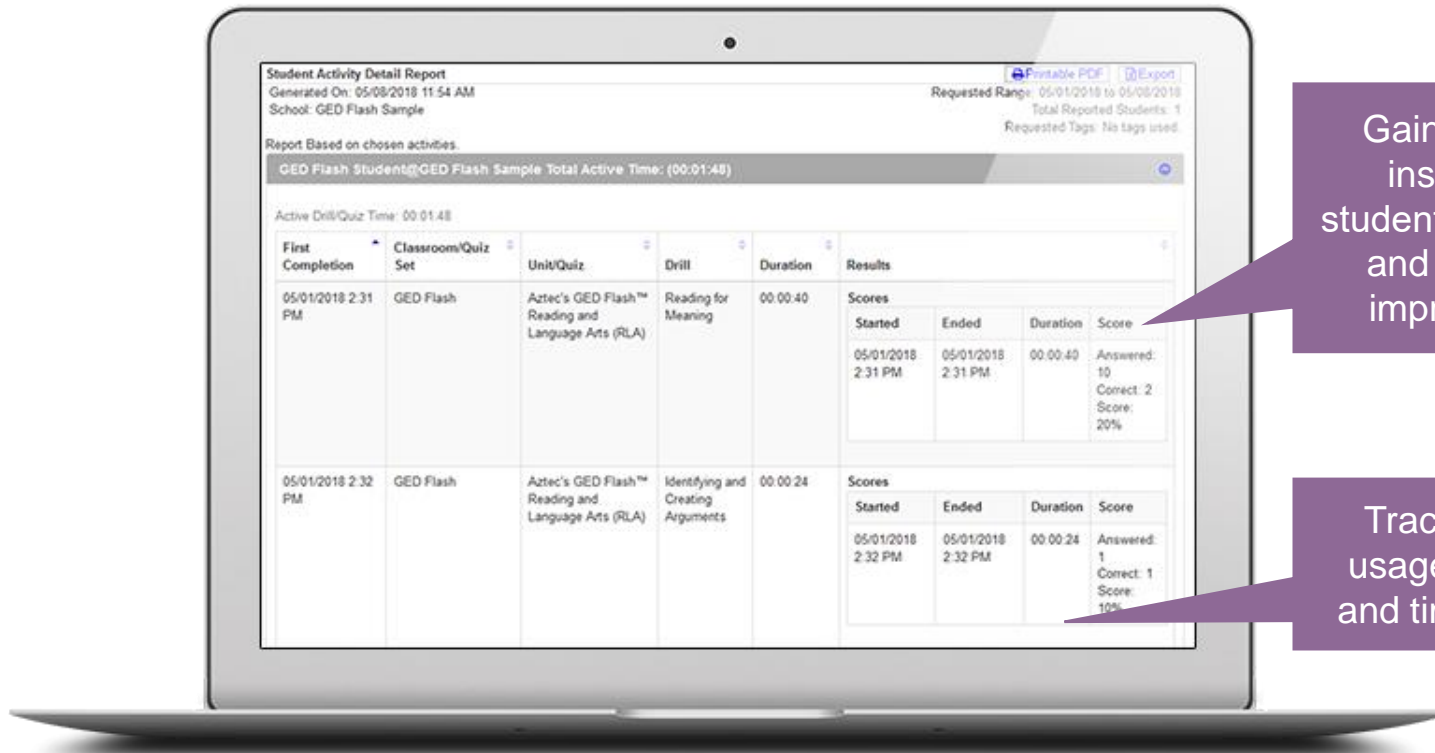
GED Flash Group	# of Students	Mean GED® Ready Math Test Score	Mean GED® Math Test Score
Low Users (22 questions or less)	8,304	146	146
High Users (91+ questions)	8,406	152	150

Students who practiced frequently with GED Flash scored on average four points higher on their GED test vs. those who rarely used it.

More correct answers also means higher confidence: **79%** of GED Flash users agreed that they felt more confident about taking the GED test after using GED Flash.

# Detailed Reporting and Insights

A robust dashboard provides valuable insights about each student's performance and areas for improvement.



Gain valuable insights on students' strengths and areas for improvement

Track student usage progress and time-on-task

# Ready to help your students and save money?

- The licensing model is “concurrent” users
  - You only purchase the maximum # of licenses you will need at any one time
  - Ex. You have 100 students, but you anticipate that a max of 10 would be on at the same time. You can purchase just 10 licenses.

# GED Programs Have Expressed a Need For:

- Engaging distance learning tools
- High quality content to supplement existing instruction
- Ability to track student time on task





**On-demand video learning  
by the experts**



To address these needs, we've launched an instructional video program designed by Kaplan experts to enhance student performance on key GED measured skills.



## Extensive Content

Hours of video instruction covering all four GED test subjects.



## Targeted Lessons

Concepts align directly with the skills being evaluated on the GED test.



## Top-Rated Instructors

Pre-recorded videos featuring experts at Kaplan.




## Easy to Digest

Short, bite-sized lessons make sure students do not feel overwhelmed.

# Learn. Practice. Pass.

GED Play can be purchased on its own or alongside GED Flash for Organizations so students can practice concepts as they learn them.

Contact Mellissa Hultstrand at [Mellissa.Hultstrand@ged.com](mailto:Mellissa.Hultstrand@ged.com) to learn more.





Same-day  
scoring

Half the  
length of the  
operational  
test

Each test  
takes 45 - 75  
minutes to  
complete

Available in  
English and  
Spanish

Give your students the  
only practice test  
designed to assess how  
they will do on the 2014  
GED® test.

No internet access  
needed to take the test.

No Test Center  
scheduling required.

Test scores available  
immediately after  
completing an exam.

Focused feedback on  
testing skills needing  
improvement.



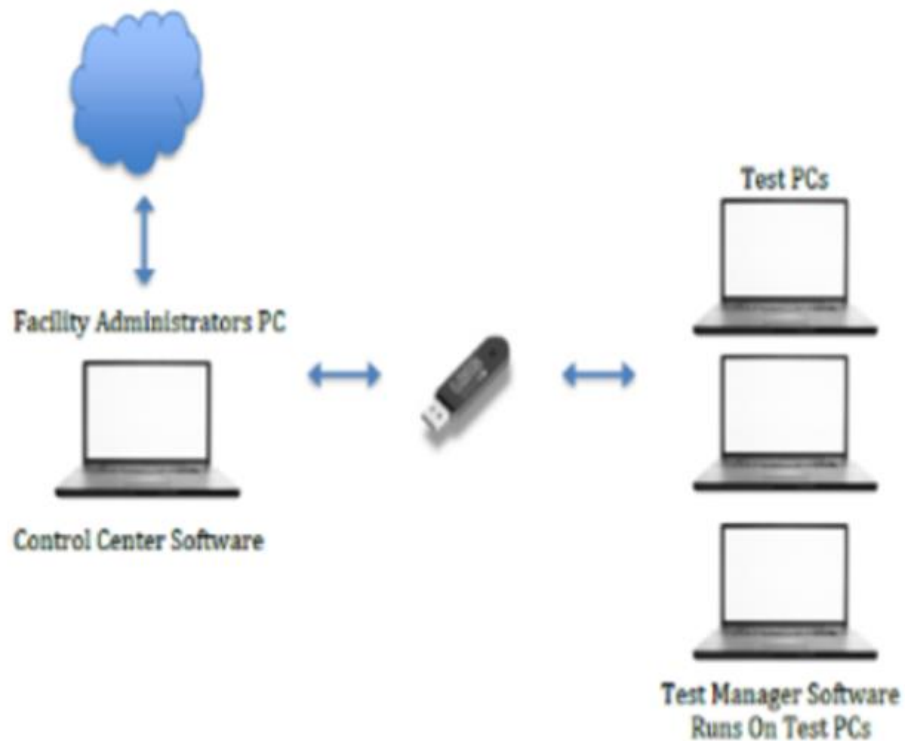
# How GED Ready Offline Works

A file is downloaded from GED Testing Service that is placed on a jump drive and walked to non-Internet testing computers. You will have 60-days to move from jump drive to testing computers. The software has 3 primary purposes:

- To register the testing computers
- To allocate tests to the testing computers through a Control Center/internet-based computer
- To launch GED Ready on testing computers



# How GED Ready Offline Works





# Shaywitz DyslexiaScreen



# My Students are At Risk for Dyslexia – What's Next?

2022



# Dyslexia Simulator

Can you read this out loud quickly?

<http://geon.github.io/programming/2016/03/03/dsxylea>

- Reference: <https://www.cnn.com/2016/03/05/health/dyslexia-simulation/index.html>

# What are we talking about? Terminology

Dyslexia is...an unexpected difficulty in reading for an individual who has the intelligence to be a much better reader, most commonly caused by a difficulty in the phonological processing (the appreciation of the individual sounds of spoken language), which affects the ability of an individual to speak, read, and spell (First Step Act, 2018).

- Individuals may self-id based on different terms such as: reading difficulties, learning disability, dyslexia, or neurodiversity.
- Instead of saying someone is diagnosed, we say they are identified as dyslexic.
- Several ways in which someone would be identified:
  - Screening that shows a person is at risk for dyslexia (but not yet diagnosed/identified)
  - Neuropsychological evaluation
  - Educational evaluation in a K-12 context (may also be referred to as a Specific Learning Disability in Reading/Writing)

# Why do I need to know? Current State

- 50% of adults who reside in departments of correction are dyslexic and 85% of youth in the Juvenile Justice system have a disability that qualify them for services under IDEA ([Cherie Takemoto, 2016](#))
- Disability Rights Washington, describes Washington county jails: 1) fail to provide general programming and services in accessible formats to people with disabilities in the DOC, 2) fail to provide adequate therapeutic programming for people with mental health disabilities in DOC, and 3) do not provide reentry programming for people with disabilities.
- Remote learning and equality gaps are clear. Black students are estimated to fall behind by up to 10.3 months. High school drop-out rates, which are 5.5% for black students, are expected to increase.
- Nearly 7 in 10 people who are incarcerated will commit a new crime, and half will end up back in prison within three years. Given that about 95 out of every 100 incarcerated people eventually rejoin society ([Prison Studies Project, 2020](#)) it is crucial that we develop programs and tools to effectively reduce recidivism.
- A vast majority of US people who reside in a DOC do not have a high school diploma. They tend to lack basic writing and math skills. Academic education for inmates can include anything from GED and literacy classes to community college courses. A study from the National Institution of Justice found that education is the most effective service to reduce recidivism ( [Alison Hill, 2015](#)). The [Institute on Higher Education Policy](#) states that the recidivism rate for people who reside in prison that participate in higher education programs is reduced by up to 46%.


# Correctional Education Improves Outcomes

- Correctional education improves the chances of not returning to prison for people who reside in the DOC.
- People who reside in a DOC and participate in correctional education programs have a 43 percent lower odds of recidivating than those who did not. This translates to a reduction in the risk of recidivating of 13 percentage points.
- It may improve their chances of obtaining employment after release. The odds of obtaining employment post-release among people who reside in a DOC who participated in correctional education was 13 percent higher than the odds for those who did not participate in correctional education.
- People who reside in a DOC and are exposed to computer-assisted instruction learned slightly more in reading and substantially more in math in the same amount of instructional time.
- Providing correctional education can be cost-effective when it comes to reducing recidivism.



# How do I know if my students have Dyslexia?

- Sometimes they know and will tell you
- Some have been diagnosed at some point in their life – try to get the records
- If you suspect a student has dyslexia, screen them to see if they are at risk
  - GED partnered with Pearson Clinical Assessment and Dr. Sally Shaywitz to provide a dyslexia screener for corrections



# Once Students are Identified as At Risk, What Can I Do?

•  
Diagnosis =

Further  
assessment which  
is a clinical process  
to establish the  
presence of a  
disability

•  
Instruction/  
Intervention =

Changing the  
individual's  
performance or skill  
set

•  
Accommodation =

Changing the  
environment to make  
it more accessible to  
the individual's needs

# Diagnosis – Why & When?

If no diagnosis on file, things to consider:

- GED - a diagnosis of dyslexia is needed to apply for testing accommodations
- Value in your institution – will getting a diagnosis remove a barrier to allow student access to further education or work upon release?

- Available tools for diagnosis, e.g.
  - WIAT-4, KTEA-3, or WJ-IV are comprehensive achievement tests
  - WRMT-III is a comprehensive reading test
- Administered by a qualified professional e.g.
  - Psychologist
  - Special Ed Teacher
  - Educational Diagnostician

# Education Interventions

- Reading ability is on a continuum—the best interventions support ALL students
- What are you already doing?
- What resources do you need specifically for at risk students?
- What should you stop doing that isn't working? (reallocate resources)
- Tools/resources: free vs paid; self-guided vs taught

# Intervention Decision-Making: Choose...wisely (and think about a layered approach)

	Free (No money, just time!)	Fee-Based (One time purchase OR subscription)
<b>Student-Led</b>	<ul style="list-style-type: none"> <li>-Microsoft Tools (e.g., Immersive Reader, Reading Coach)</li> <li>-Bookshare (supported reading)</li> </ul>	<ul style="list-style-type: none"> <li>-IXL</li> <li>-TypingPal</li> <li>-Word Up!</li> <li>-Other offline apps</li> </ul>
<b>Teacher-Led</b>	<ul style="list-style-type: none"> <li>-Homegrown materials for decoding, phonics, etc.</li> <li>-Read alouds, discussion-based learning about language rules and the value of literacy</li> <li>-library book engagement</li> </ul>	<ul style="list-style-type: none"> <li>-SPELL-Links to Reading and Writing</li> <li>-Other purchased literacy curricula with a focus on decoding</li> <li>-print or digital (share among facilities?)</li> <li>-professional development for reading/dyslexia for all staff</li> </ul>

The key to "moving the needle" on reading outcomes includes:

- 1) doing the right things in instruction, and
- 2) enough minutes of instruction every day

# Accommodations

Remove time pressure that limits their decoding and processing

- So focused on decoding, no bandwidth for comprehension
- Personal reader for documentation
- Screenreader on computer i.e. Microsoft Immersive Reader
- Microsoft Dictate for writing
- Extra time for reading tasks
- Conversation/Oral communication
- Highlight key words in written text & say out loud
- Visual presentation of content i.e. graphs, charts, images
- Video lessons



# Training & Funding Ideas

- Reach out to the clinicians in your institution
- Online training for teachers in dyslexia – brown bag for all
- Create a community to work on solving the problem
- Share what you learn with your students and screen them

- One time ask for money to invest in tools, resources, infrastructure
- Annual asks for money to support ongoing programs
- Reallocate education funds to meet all students' needs
- Get creative! Asking a dyslexic student to read is asking a lot. Try to make it fun *and* educational.

# Questions? Want more information?

*Email [Chris.Blaisdell@ged.com](mailto:Chris.Blaisdell@ged.com)*

# Resources

Overview video:

<https://www.youtube.com/watch?v=XyLsms5AbjU>

Informational website:

[www.pearsonassessments.com/Shaywitz](http://www.pearsonassessments.com/Shaywitz)



# Educator Portal



<https://ged.com/>

A screenshot of the GED Testing Service website homepage. The header includes a search bar, language selection (English - US), and a link to 'Educators & Admins' which is circled in red. Navigation links for 'About The Test', 'Study', 'Grads and Transcripts', and 'Blog' are present. A 'Log In' link and a 'SIGN UP' button are also visible. The main banner features a photo of a smiling woman with a young child, with the text 'go to college I can be a role model earn my GED'. A white box contains the text: 'Students can now take the GED test online. Learn more about eligibility and how it works [here](#).' The footer text reads: 'Welcome to the home of the GED® test, your official online resource to prepare for and earn your high school equivalency diploma.'



# Educator Portal

## GED Program Overview >

[Why GED?](#)

[College Readiness](#) ▼

[Workforce Development](#)

[GEDWorks Program](#)

[In Session Blog](#)

Teaching the GED® Test ▼

State Policies

Test Administration ▼

GED Manager & GEDPrep Connect

GED Option

## Top Resources

We understand that COVID-19 (Coronavirus) has impacted your classroom and GED students. To help you continue to teach your students from a distance, we've put together some [helpful resources](#).

## GED Program Overview



# Test Administration

GED Program Overview

Teaching the GED® Test

State Policies

**Test Administration**

[Become a Test Center](#)

[Managing Your Test Center](#)

[Administration Policies](#)


[Testing in Corrections](#)

[Test Center Support Lines](#)

[Test Accommodations](#)


GED Manager

**Top Resources**



## Become a Test Center

Turn your adult education or community center into an official GED® testing location in your area.



## Managing Your Test Center

Need how-to guides to help with test administration and program support? We've got what you need right here.



# How to Guides

- We have assembled a handy list of print-ready guides that provide step-by-step instructions complete with screenshots to help you breeze through administrative matters.



The GED® test is offered in many correctional facilities across the country. As the policies and procedures differ from traditional testing centers, here's what you need to know to administer the GED program in your facility.

## Corrections Basics



- Computers are required but you do not need internet access during testing
- The GED Ready® practice test and GED test software can be downloaded to computers
- Tests can be taken on laptops
- An offline version of the 2014 GED test tutorial is also available. [Learn how to access it.](#)
- Alternative security protocol is used for identifying testers and monitoring testing
- Test fees apply in addition to software costs
- [Frequently Asked Questions](#)

## Student Set Up



As a Corrections Test Center Administrator, you can:

- Create and manage accounts for testers in [GED Manager™](#). See info on [how to get access](#) to GED Manager™.
- We have assembled a handy list of print-ready guides that provide step-by-step instructions complete with screenshots to help you breeze through administrative matters. Click on the guide you would like to view.
  - [Passers Report for Corrections](#)
  - [Creating Accounts in GED Manager](#)
  - [Manages Students/Student Search](#)
  - [Releasing Student from Program](#)
  - [Accessing Account after Release](#)
  - [Test Center Support Line](#)

## Scheduling



## Scores



# How to Run a Passers Report



## Passers Report for Corrections

**PURPOSE:** To provide direction on how to view reports that list Testers who have credentialed within a specific time period.

### Retrieving Passers Report

1. After logging into GED Manager™, click on the small arrow that is to the right of the word "Reporting" and then click on "**Passers Report**" (See Figure 1).



Username/Email Address

Username/Email Address

Password

Figure 1: GED Manager Log In

2. Next, the "**Passers Report/Passer Search**" screen will appear (See Figure 2).

						MATH			RLA			SCIENCE			
GED ID	NAME	BIRTH DATE	ADDRESS	PHONE NUMBER	EMAIL	PASSED DATE	TEST CENTER ID	TEST CENTER NAME	SCORE	TEST CENTER ID	TEST CENTER NAME	SCORE	TEST CENTER ID	TEST CENTER NAME	SCORE

Figure 2.1: "Passer Search"

Figure 2: Passers Report Screen

# How to Release a Student from a Program

## Steps to Release from a Program

1. Find out what email address the Student would like to use.
2. Pull up the Student's account in the **"Student Search"** section of GED Manager. Once you are in their account, click on the **"Release From Program"** button (See Figure 2).

View Student: Richardson, Candice

Back to Student Search

Student Detail

First Name:	Candice	Phone Number:	642-583-7488 (cell)
Middle Name:	Jhony	Alternate Phone Number:	
Last Name:	Richardson	Age:	47
Email:	1881+1352076@gmail.com	Date of Birth:	03/01/1970
Mailing Address:	108 Appletree Dr NE Plymouth, MN 55447	Testing Jurisdiction:	MN
County:		Program:	Hennepin County Adult
VUE ID:	239176095	In Options Program:	No
GED ID:	28150505-5753-3578	IG# (alternate, Program, etc.):	Student
Link to historical record:		GED Test Prog (certific):	Yes
Fictitious Student:	No	Last Updated:	09/07/2017 06:58:44 AM
		Last Login:	
		Browser Language:	English
		Language at home:	English

Simulate Student Edit **Release From Program**

Figure 2: "Release from Program"

3. Enter a valid email address for the student, then click **"Save/Return"** (See Figure 3-3.1).

Edit Student Program Information: Richardson, Candice

Back to View Student

Student Detail

Releasing from this program will affect your ability to manage this student's account. Please enter a new email address to continue.

First Name	Middle Name	Last Name
Candice	Jhony	Richardson
Date of Birth	Testing Jurisdiction	
03/01/1970	Minnesota	
Contact email		
abcd123@gmail.com		
Save / Return	Cancel / Return	Scheduling Questions

Figure 3: "Contact Email"

Figure 3.1: "Save/Return"

# How a Tester can Access Scores after Release

**PURPOSE:** To provide instructions on how you can gain access to your GED® account after you are released.

1. To get started, be sure that you have an email address. If you need to create one, you can create a free email via [Gmail](#), [Yahoo](#) or [Outlook](#).

**Please note if you already gave your email address to your Corrections Officer upon release, skip to Step 7.**

2. Call 1-877-392-6433 and follow the prompts to speak to a representative. Call center hours are 7:00 am -7:00 pm CT Monday to Friday.
3. Indicate you were recently released from a correctional facility and would like to access your account. Be prepared to confirm:
  - Your name
  - DOB
  - Last 4 of SSN
  - The correctional facility you were released from
4. Ask the representative to update your mailing address, phone number, and email address so you can access your account.
5. If you would like assistance scheduling a test let the representative know. They can assist you with scheduling if you have a credit card for payment.
6. Go to [GED.com](#) and click on “Log In” in the top right hand corner.
7. Enter your email that is now associated with your account and click “**Forgot Password**”. You will then receive an email to reset your password. Follow the prompts to change your password and then log in.

# Who to contact sheet for Test Administrators

[https://ged.com/educators\\_admins/test\\_admin/support/](https://ged.com/educators_admins/test_admin/support/)

Call 1-866-389-3665 for Customer Service & Channel Quality	
For assistance on	Contact
<b>Customer service issues such as:</b> <ul style="list-style-type: none"> <li>Assistance with <b>GED Manager™</b></li> <li>Assistance with <b>Registration Manager</b> Software</li> <li>Creating or merging a student profile in GED Manager™</li> <li>Scheduling students for same day or future appointments</li> <li>Date of birth (DOB) changes</li> <li>Non-technical questions regarding checking candidates in, including ID requirements or determining if a candidate should be turned away</li> <li>When a student arrives at your testing center but is not on your schedule</li> <li>General GED® student support</li> </ul>	<b>Press 1 for Customer Service</b>  Provides help with answering student questions, registering a student, or scheduling a student's test. Assists testing centers with non-technical student questions about scheduling or checking-in students on test day. <b><i>help@ged.com</i></b>
<b>Non-technical test center operations issues such as:</b> <ul style="list-style-type: none"> <li>Closing a testing center temporarily due to weather or other reasons</li> <li>General, non-student related policies and procedures</li> <li>Locating client reference materials, rules agreements or other documents on the VUE Support System (VSS) website</li> <li>Using <b>Site Manager</b> or <b>Administration Manager</b> including how to update personnel and updating hours of operation</li> <li>Test Administration certification and recertification</li> <li>Moving a testing center to a new location</li> <li>Closing a testing center permanently</li> </ul>	<b>Press 2 for Channel Quality (Test Center Operations)</b>  Supports non-technical policies and procedures for administering tests. This includes site hours, site contacts, adding/removing test administrators and the administrator training and certification program.

**NOTE:** Students should call 1-877-EXAM-GED (392-6433) to receive the support they need



# Who to contact sheet for Test Administrators

[https://ged.com/educators\\_admins/test\\_admin/support/](https://ged.com/educators_admins/test_admin/support/)

Call 1-833-246-8320 for Tech Support Only	
For assistance on	Contact
<b>Technical support issues such as:</b> <ul style="list-style-type: none"><li>• <b>Service Direct</b> questions and support</li><li>• Resetting your passwords or unlocking your account (Note: Password resets can be done by selecting <i>Login Help</i> or <i>Account Recovery Tool</i> within the program you are using)</li><li>• Launching or delivering GED® tests or GED® Ready Tests with <b>Delivery Manager</b></li><li>• Running an express RMA</li><li>• Obtaining a new security certificate</li><li>• Obtaining a challenge key</li></ul>	Provides technical support to testing centers. Assists with setting-up Pearson VUE Testing System software and technical issues related to downloading, launching and delivering tests.

GED Program Overview

Teaching the GED® Test

Free Classroom Materials

Teaching Resources

Professional Development

Prep Products

Promote Your Program

State Policies

Test Administration

GED Manager & GEDPrep Connect

GED Option

## Top Resources



Professional Development  
Training

[View Resource](#)



Resources to Guide Your  
Instruction

[View Resource](#)



Free Classroom Materials

[View Resource](#)

## Announcements

Supplement your classroom with our all-inclusive GED+ program. Includes an advisor, study tools, GED Ready and the GED test.

[Get GED+ Vouchers](#)



## Free Classroom Materials

We've developed a wealth of free resources to help your students pass the GED® test. Whether you are looking for tutorials, reference sheets, scoring tools, or videos to use in the classroom, you'll find it here.

[Learn More](#)



## Teaching Resources

Use these resources to guide your GED instruction. You can get detailed information on the skills students need to demonstrate to pass, what is being assessed in each content area, and more.

[Learn More](#)



## Professional Development

No matter what your level of experience, we offer webinars and other training to help you keep your skills and knowledge current.

[Learn More](#)



## Prep Products

Find GED-aligned study materials from these leading publishers, all of which have been vetted by GED professionals.

[Learn More](#)



## Promote Your Program

We have a wealth of ideas and free marketing materials to help promote the GED program in your adult education center. Find everything you need to recruit students and get them started on a path to a better future.

[Learn More](#)

# Teaching the GED Test



# Free Classroom Materials

## Reference Sheets

Many of these resources are available to your students in the testing center on test day. Review these with your students so there are no surprises on test day.

### English

[Calculator Reference Sheet](#)

[Mathematics Formula Sheet](#)

[Extended Response Answer Guidelines](#)

### Spanish

[Calculator Reference Sheet - Spanish](#)









[Mathematics Formula Sheet - Spanish](#)

[Extended Response Answer Guidelines - Spanish](#)

# Calculator Reference Sheet

## TI-30XS Calculator Reference Sheet

The calculator reference sheet is provided on most items on the 2014 GED® Mathematical Reasoning Mathematical Reasoning test, as well as certain items on the Scientific Reasoning and Social Studies tests. The calculator reference sheet is provided to test-takers in order to demonstrate the functionality of the onscreen calculator, specifically in terms of what order to click the buttons in complex problems, such as order of operations or calculating with fractions.

BASIC ARITHMETIC	<p>To perform basic arithmetic, enter numbers and operation symbols using the standard order of operations.</p> <p><b>EXAMPLE</b></p> $8 \times -4 + 7 =$  <p>The correct answer = <b>-25</b></p>
PERCENTAGES	<p>To calculate with percentages, enter the number, then  .</p> <p><b>EXAMPLE</b></p> $40\% \times 560 =$  <p>The correct answer = <b>224</b></p>
SCIENTIFIC NOTATION	<p>To perform calculations with scientific notation, use the  key.</p> <p><b>EXAMPLE</b></p> $7.8 \times 10^8 - 1.5 \times 10^8 =$  <p>The correct answer = <b>630000000</b></p>
FRACTIONS	<p>To perform calculations with fractions, use the  key. The answer will automatically be formatted in reduced form.</p> <p><b>EXAMPLE</b></p> $\frac{2}{9} \times \frac{3}{7} =$  <p>The correct answer = <b><math>\frac{2}{21}</math></b></p>

# Free Classroom Materials

## Extended Response Tools and Practice

Use these resources to improve your students' written responses. The scoring tools help you evaluate and provide feedback to students about their RLA GED Ready® written response.

### English

[Extended Response Quick Tips](#)

[Extended Response Scoring Tools](#)

[Extended Response Classroom Practice](#)

[Extended Response Classroom Poster](#)

### Spanish

[Extended Response Quick Tips - Spanish](#)

[Extended Response Scoring Tools - Spanish](#)

[Extended Response Classroom Practice - Spanish](#)

[Explanation of AE Symbol Tool For Spanish Writing](#)

# Scoring the Extended Response

The screenshot displays the GED website's 'Extended Response Scoring Tools' page. The sidebar on the left contains a menu with options like 'GED Program Overview', 'Teaching the GED® Test', 'Free Classroom Materials', 'Study Guides', 'Extended Response Scoring Tools' (highlighted), 'Teaching Resources', 'Professional Development', 'Prep Products', 'Promote Your Program', 'State Policies', 'Test Administration', 'GED Manager & GEDPrep Connect', and 'GED Option'. Below the sidebar is a 'Top Resources' section with icons for 'Professional Development Training' and 'Resources to Guide Your Instruction'. The main content area features a large header image with the title 'Extended Response Scoring Tools' and a paragraph explaining the tool's purpose. Below this is a section titled 'Reasoning Through Language Arts - Extended Response Scoring Tools' with two columns for 'English' and 'Spanish'. Each column lists several resource links, with the 'Scoring Tool for the GED Ready® practice test' link highlighted in a red box in both columns. A red arrow points from the 'Top Resources' section to this link.

GED TESTING SERVICE®

About The Test Study Grads and Transcripts Blog

Search English - US Educators & Admin Log In SIGN UP

## Extended Response Scoring Tools

The Extended Response item on the Reasoning Through Language Arts test gives students a chance to demonstrate important critical thinking skills. These scoring tools will help you understand how the Extended Response is scored.

### Reasoning Through Language Arts - Extended Response Scoring Tools

#### English

- [ER Resource Guide for Adult Educators](#)
- [ER Resource Guide for Adult Educators - Taxation and Revenue](#)
- [Scoring Tool for the GED Ready® practice test](#)
- [GED Ready® Practice Test - Extended Response Scoring Tools](#)

#### Spanish

- [ER Resource Guide for Adult Educators - in Spanish](#)
- [ER Resource Guide for Adult Educators - Taxation and Revenue - in Spanish](#)
- [Scoring Tool for the GED Ready® practice test - in Spanish](#)
- [GED Ready® Practice Test - Extended Response Scoring Tools - in Spanish](#)

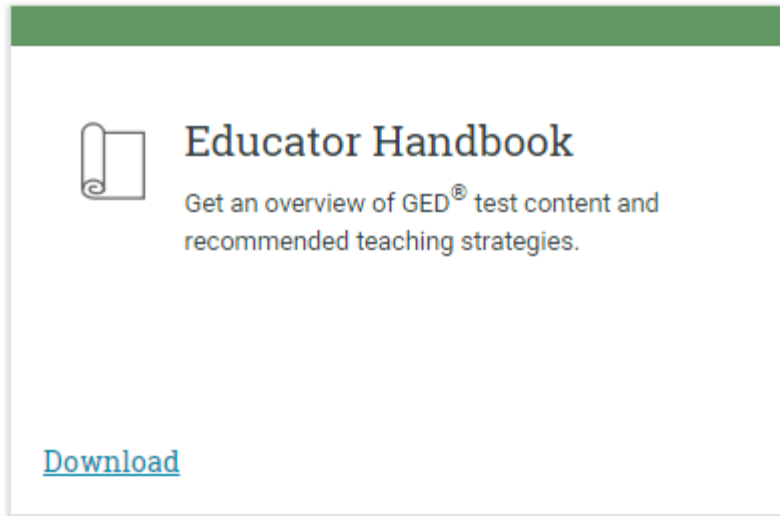
Top Resources

- Professional Development Training [View Resource](#)
- Resources to Guide Your Instruction

# GED Ready RLA Extended Response Scoring tool

- Educators score the Extended Response (ER) on the GED Ready Reasoning Through Language Arts (RLA) exam – it is intended to be an instructional tool to provide feedback to improve test taker outcomes
- [Scoring tool is available in English and Spanish](#)
- The tool guides Educators to assess student performance across all three traits
- More information on the ER traits assessed found in Chapter 3 of the [Assessment Guide for Educators](#)

# Educator Handbook



- Get an overview of GED® test content and recommended teaching strategies.
- In other words:  
Start here!

# New Educator Handbook!

## GED® EDUCATOR HANDBOOK



Everything you need to prepare  
students for the GED test



In-depth look at  
GED test content



Recommended  
teaching strategies



How to determine if  
your students are ready

Download at [GED.com/educator\\_handbook](https://GED.com/educator_handbook)



## New Educator Checklist

# New Educator Checklist!

- Our "New Educator Checklist" is located right inside the new Educator Handbook
- This is designed to help new teachers focus on the most important resources to get them up to speed on being a GED instructor

If you are new to teaching the GED test, here's a checklist to help you get started.

1. First, familiarize yourself with some of the basics of the test and make sure you are receiving our latest updates.
  - ✓ [Sign up for our monthly newsletter, In Session](#), to get test updates, helpful resources and program news.
  - ✓ Look through our [student study guides](#). These provide an overview of the skills being tested and include sample problems for each skill.
2. Once you know the basics, now it is time to better understand the student experience in GED.com.
  - ✓ Feel free to create your own [account in GED.com](#) so you understand what your students will go through (please list your last name as "Candidate" so we know you are an instructor).
  - ✓ Take the [free practice test](#) so you understand the format of the test and the different types of questions.
  - ✓ Finally, consider taking a [GED Ready®](#) test, the official GED practice test. This is half the length of the GED test and is highly predictive of how students will perform on the actual test.
    - Make sure you review your detailed score report. This is the report that tells students the areas they need to work on to score higher on the test.
    - Notice that they can select their study materials from the dropdown box to create a customized study plan.
3. After becoming familiar with the student journey, it's time to apply for [GED Manager](#), a free tool designed for adult educators where you can see your students' scores and score reports.
  - ✓ [Apply for access](#) via the [Educators](#) section of GED.com. Each state has different rules on who can gain access.
  - ✓ Once you get access, watch our training on how to effectively use the tool.

Explore these additional tools and resources to help you prepare your students.

# Practice Test and Study Guides

## Preview the Test

Use the Free Practice Test, which is about one-fourth the length of the actual test, to give your students a preview of the GED® test. It works best on a computer (not a smartphone or tablet). The Study Guides explain the skills that are covered in each subject, and include sample questions.



### Free Practice Test

[View All Test Previews](#)



### Study Guides

[View Study Guides](#)

Students can change what the test looks like on their computer screen to make it easier to read. Download these guides to learn more about changing the [on-screen color of the test](#), the [text size of the test](#), and [how to highlight text on the test](#).

# Study – Test Previews

## Free Online GED® Sample Tests

Try a free sample test in each of the GED subjects. Our online exams are a quarter the length of the actual GED and will give you a sense of what to expect on test day. For the best experience, please use a laptop or desktop computer.



### Math

[Try the GED Math Sample Test](#)



### Language Arts

[Try the GED Language Arts Sample Test](#)



### Social Studies

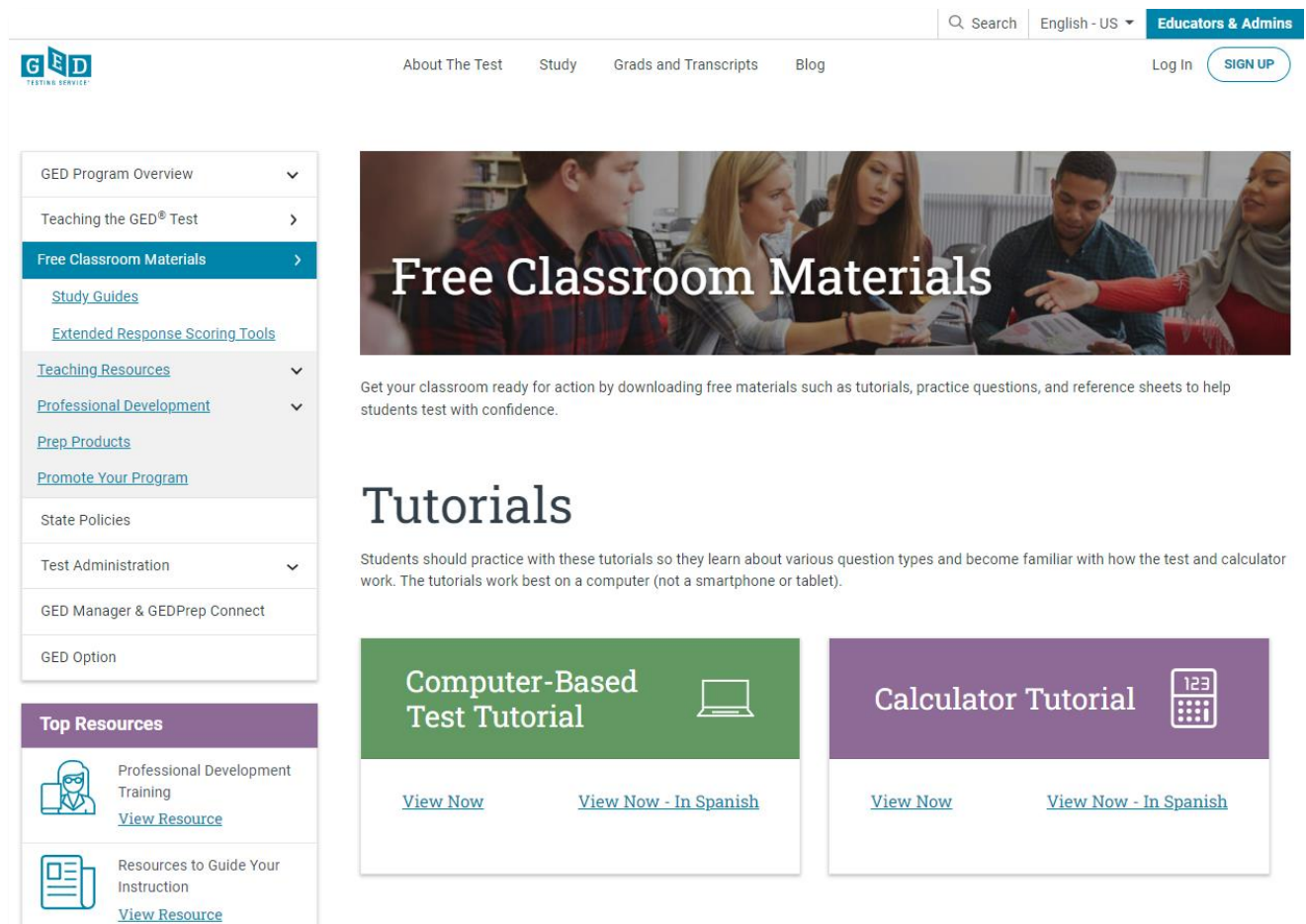
[Try the GED Social Studies Sample Test](#)



### Science

[Try the GED Science Sample Test](#)

# Free Classroom Materials continued....



The screenshot displays the GED Testing Service website. At the top, there is a navigation bar with a search icon, a language dropdown set to 'English - US', and a link to 'Educators & Admins'. Below this is a secondary navigation bar with links for 'About The Test', 'Study', 'Grads and Transcripts', and 'Blog'. On the right side of this bar are 'Log In' and 'SIGN UP' buttons. A left-hand sidebar contains a menu with items like 'GED Program Overview', 'Teaching the GED® Test', 'Free Classroom Materials' (which is highlighted), 'Study Guides', 'Extended Response Scoring Tools', 'Teaching Resources', 'Professional Development', 'Prep Products', 'Promote Your Program', 'State Policies', 'Test Administration', 'GED Manager & GEDPrep Connect', and 'GED Option'. Below the sidebar, there is a 'Top Resources' section with two items: 'Professional Development Training' and 'Resources to Guide Your Instruction', each with a 'View Resource' link. The main content area features a large banner image of students in a classroom with the text 'Free Classroom Materials'. Below the banner, a paragraph states: 'Get your classroom ready for action by downloading free materials such as tutorials, practice questions, and reference sheets to help students test with confidence.' This is followed by a 'Tutorials' section with a paragraph: 'Students should practice with these tutorials so they learn about various question types and become familiar with how the test and calculator work. The tutorials work best on a computer (not a smartphone or tablet).' At the bottom of the main content area, there are two large buttons: 'Computer-Based Test Tutorial' and 'Calculator Tutorial'. Each button has a 'View Now' link and a 'View Now - In Spanish' link. The 'Calculator Tutorial' button also includes a calculator icon.

## Free Classroom Materials - GED



# Downloadable Resources

## Downloadable Resources

Practice with the tutorial and try the practice tests to learn about the various question types and become familiar with how the test works.

[Download the computer tutorial](#)

[Math Practice Test](#) | [Spanish Math Practice Test](#)

[RLA Practice Test](#) | [Spanish RLA Practice Test](#)

[Science Practice Test](#) | [Spanish Science Practice Test](#)

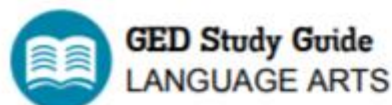
[Social Studies Practice Test](#) | [Spanish Social Studies Practice Test](#)



# GED® Student Study Guide

- Available for all 4 subjects (no cost) via each student's ged.com account
- Includes sample questions
- Another resource for adult educators to use in their preparation with students, under Educators & Admins tab on ged.com
- Good tool for new teachers to get them familiar with the content they need to teach

# Each study guide covers topics, time for the test, format and example questions –



## What you need to know about the GED® Language Arts Test

- 1** You should be familiar with reading and writing concepts, along with grammar. However, the language arts test is not a memorization test! You don't need to memorize giant facts.
- 2** You'll need to read and understand test passages (literary and informational excerpts), and draw conclusions (which is using your critical thinking skills in reading and writing). The test also covers grammar. This study guide and the example questions in it will help you get ready.
- 3** You don't need to know everything in this guide! If you want to see how close you are to passing, the GED Ready® official practice test is a great tool.

## Test Overview



### Topics

Expressing meaning  
Using evidence  
Grammar and sentence structure



### Time (to take the test)

150 minutes  
10 minute break between parts 2 and 3  
45 minutes for the written essay



### Format

3 sections  
1 written essay (extended response)  
Multiple choice and other question types (drag and drop, hot spot, and drop down)

## Expressing meaning

### 1 Events, plots, characters, settings, and ideas

You'll be asked to:

- Put events in order
- Make inferences or draw conclusions about plots, sequence of events, characters, settings, and ideas in passages
- Analyze relationships within passages, including how people, events, and ideas are connected

For example, a passage describes Roberta, who is about to begin college and is the first person in her family to do so. The author may use words like "nervous," "excited," "proud," and "scared" to describe a variety of emotions Roberta experiences. The author could write about events leading up to enrolling in college, including navigating the application and financial aid processes. They may also share some information about the mixed responses from Roberta's family and friends -- many, but not all -- of whom are supportive.

You could be asked to make inferences about how Roberta was influenced by current or past events; the sequence of events that led to her enrolling in college; and what conclusions you can draw about Roberta's experience.

### Example Questions

#### Events, plots, characters, settings, and ideas

Excerpt from *Anne of Green Gables*  
By L. M. Montgomery

Marilla came briskly forward as Matthew opened the door. But when her eyes fell on the odd little figure in the stiff, ugly dress, with the long braids of red hair and the eager, luminous eyes, she stopped short in amazement.

"Matthew Cuthbert, who's that?" she exclaimed. "Where is the boy?"

"There wasn't any boy," said Matthew wretchedly. "There was only her."

He nodded at the child, remembering that he had never even asked her name.

"No boy! But there must have been a boy," insisted Marilla. "We sent word to Mrs. Spencer to bring a boy."



# Performance Level Descriptors

The four performance levels are Below Passing, Passing for High School Equivalency, GED® College Ready, and GED® College Ready + Credit.

- [Performance Level Descriptors Chart](#) - [View in Spanish](#)  
Breaks down the descriptors for all four subjects by performance level in an easy-to-read chart.
- [Assessment Target Comparison Chart](#) - [View in Spanish](#)  
Compares the official indicator code language with the language test-takers see in their score report.
- [Performance Level Descriptors](#) - [View in Spanish](#)  
A full listing of all Performance Level Descriptors for all four subjects.

## Mathematical Reasoning



<a href="#">Below Passing</a>	<a href="#">View in Spanish</a>
<a href="#">Passing Score</a>	<a href="#">View in Spanish</a>
<a href="#">College Ready</a>	<a href="#">View in Spanish</a>
<a href="#">College Ready + Credit</a>	<a href="#">View in Spanish</a>

## Language Arts



<a href="#">Below Passing</a>	<a href="#">View in Spanish</a>
<a href="#">Passing Score</a>	<a href="#">View in Spanish</a>
<a href="#">College Ready</a>	<a href="#">View in Spanish</a>
<a href="#">College Ready + Credit</a>	<a href="#">View in Spanish</a>

## Social Studies



<a href="#">Below Passing</a>	<a href="#">View in Spanish</a>
<a href="#">Passing Score</a>	<a href="#">View in Spanish</a>
<a href="#">College Ready</a>	<a href="#">View in Spanish</a>
<a href="#">College Ready + Credit</a>	<a href="#">View in Spanish</a>


## Science



<a href="#">Below Passing</a>	<a href="#">View in Spanish</a>
<a href="#">Passing Score</a>	<a href="#">View in Spanish</a>
<a href="#">College Ready</a>	<a href="#">View in Spanish</a>
<a href="#">College Ready + Credit</a>	<a href="#">View in Spanish</a>

# High-Impact Indicators Relationships

- Show relationships among High Impact Indicators
- Demonstrate interconnectedness across content areas
- Develop skills available for use across a range of learning contexts



## Relationships Between the High Impact Indicators and Other Indicators

The High Impact Indicators are a list of key skills assessed on the GED® test that, if emphasized in instruction, can help instructors make a significant impact on student skills and performance. This document shows the relationship between the High Impact Indicators and other indicators assessed on the GED® test. Adult educators can use this resource to create instructional plans that address the maximum number of skills in the limited time they have available with students. Providing instruction in a single High Impact Indicator area can help students broaden and deepen their skills, enabling them to apply those skills in multiple ways and in a variety of contexts across all of the content areas covered by the GED® test.

**Note:** High Impact Indicators appear in BOLD type.

### Reasoning Through Language Arts – High Impact Indicators

High Impact Indicator	Related Indicators from Other Content Areas		
RLA	Social Studies	Science	Mathematical Reasoning
<b>R.3.1: Order sequences of events in texts. Primarily measured with literary texts.</b>	<p>SSP.3 a. Identify the chronological structure of a historical narrative and sequence steps in a process.</p> <p>SSP.3 b. Analyze in detail how events, processes, and ideas develop and interact in a written document; determine whether earlier events caused later ones or simply preceded them.</p> <p><b>SSP.3.c: Analyze cause-and-effect relationships and multiple causation, including action by individuals, natural and societal processes, and the influence of ideas.</b></p> <p>SSP.3 d. Compare differing sets of ideas related to political, historical, economic, geographic, or societal contexts; evaluate the assumptions and implications inherent in differing positions.</p>	<p>SP.3 b Reason from data or evidence to a conclusion</p> <p>SP.3.c Make a prediction based upon data or evidence</p>	<p>MP.1 a. Search for and recognize entry points for solving a problem.</p> <p>MP.1 b. Plan a solution pathway or outline a line of reasoning.</p> <p>MP.1 d. Recognize and identify missing information that is required to solve a problem.</p> <p>MP.1 e. Select the appropriate mathematical technique(s) to use in solving a problem or a line of reasoning.</p> <p>MP.2 c. Recognize the important and salient attributes of a problem.</p> <p>MP.3 a. Build steps of a line of reasoning or solution pathway, based on previous step or givens.</p> <p>MP.3 b. Complete the lines of reasoning of others.</p> <p>MP.3 c. Improve or correct a flawed line of reasoning.</p>

[GEDtestingervice.com](http://GEDtestingervice.com) • [GED.com](http://GED.com)

1

# State Policies

## Price & State Rules

See rules for testing in your state and find out what your state charges for each test by selecting your geographic information from the drop-down menu.

The screenshot shows a web interface for selecting a region and area. On the left, there are two dropdown menus: 'Select Region:' with 'English - US' selected, and 'Select Area:' with 'Michigan' selected. To the right, there are two columns of information. The left column is titled 'Online from your home' and lists benefits like 'GED® test', 'Same day scoring', 'A personalized score report', 'Transcript and diploma', 'Take the test **online** from the comfort of your home', and 'Retake right away'. Below this list, it states 'Age and other testing requirements also vary by area. Learn more about rules for testing in your area.' and shows a price of '\$43.50/Subject'. The right column is titled 'In-person at a test center' and lists benefits like 'GED® test', 'Same day scoring', 'A personalized score report', 'Transcript and diploma', 'Take the test at a **test center**', and '2 discounted retakes per subject\*'. Below this list, it states 'Age and other testing requirements also vary by area. Learn more about rules for testing in your area.' and shows a price of '\$37.50/Subject'. At the bottom center, there is a button labeled 'VIEW STATE RULES'.

Select Region:  
English - US

Select Area:  
Michigan

### Online from your home

- GED® test
- Same day scoring
- A personalized score report
- Transcript and diploma
- Take the test **online** from the comfort of your home
- Retake right away

Age and other testing requirements also vary by area. Learn more about rules for testing in your area.

\$43.50/Subject

### In-person at a test center

- GED® test
- Same day scoring
- A personalized score report
- Transcript and diploma
- Take the test at a **test center**
- 2 discounted retakes per subject\*

Age and other testing requirements also vary by area. Learn more about rules for testing in your area.

\$37.50/Subject

[VIEW STATE RULES](#)

# State Policies - FAQs

## Georgia

TOP POLICIES

PRICE & PAYMENT

TEST RETAKE POLICIES

TRANSCRIPTS & DIPLOMA

OTHER

### Top Policies

How old do I need to be to take the test?	+
I'm underage. What do I need to do to take the test?	+
Do I need to prove I'm a resident of Georgia to take the test?	+
The closest testing center is in a different state. Can I take the test there?	+
Do I need to take a GED® class or receive instruction from a local prep center before I can take the test?	+
Do I have to take the GED Ready® practice test before testing?	+

# State Policies - FAQs

## Georgia

[TOP POLICIES](#)[PRICE & PAYMENT](#)[TEST RETAKE POLICIES](#)[TRANSCRIPTS & DIPLOMA](#)[OTHER](#)

### Top Policies

How old do I need to be to take the test?

+

I'm underage. What do I need to do to take the test?

—

If you are age 16 or 17, you must meet the following requirements to take the GED® test:

1. Enroll in a free state approved adult education class for a minimum of 40 hours.
2. Meet pre and post-test assessment guidelines.
3. Achieve the minimum score to determine readiness (GED Ready® practice test or Aztec's GED® Practice Test).
4. Attend the adult education program until successful completion of GED® Testing.

Contact your [local Adult Education Center](#) for more information.

For those testing on the **Online Exam**:

- A parent or guardian must be present at the pre-test check-in to give consent and authorize the underage tester to be recorded during testing. If the parent or guardian is not present, the exam session will be revoked.

Do I need to prove I'm a resident of Georgia to take the test?

+

The closest testing center is in a different state. Can I take the test there?

+

Do I need to take a GED® class or receive instruction from a local prep center before I can take the test?

+

Do I have to take the GED Ready® practice test before testing?

+

# In Session Newsletter

## In Session Educator Newsletter

SIGN UP TO GET THE LATEST NEWS AND RESOURCES.



### Educator's Newsletter

If you want to subscribe to our monthly newsletter, please submit the form below.

EMAIL\* :

SIGN UP



# In Session Newsletter continued....

## Stay up-to-date by subscribing

At the bottom of each of the pages is an opportunity to sign up for the In Session Educator Newsletter – please take the opportunity to sign up and stay informed on the latest news, resources, pricing specials, etc.

### In Session Educator Newsletter

[SIGN UP TO GET THE LATEST NEWS AND RESOURCES.](#)

GED® Testing Service LLC. | GED® Official Website



[About Us](#)

[Contact Us](#)

[FAQs](#)

[Newsroom](#)

[GEDWorks™](#)

[Accessibility Statement](#)

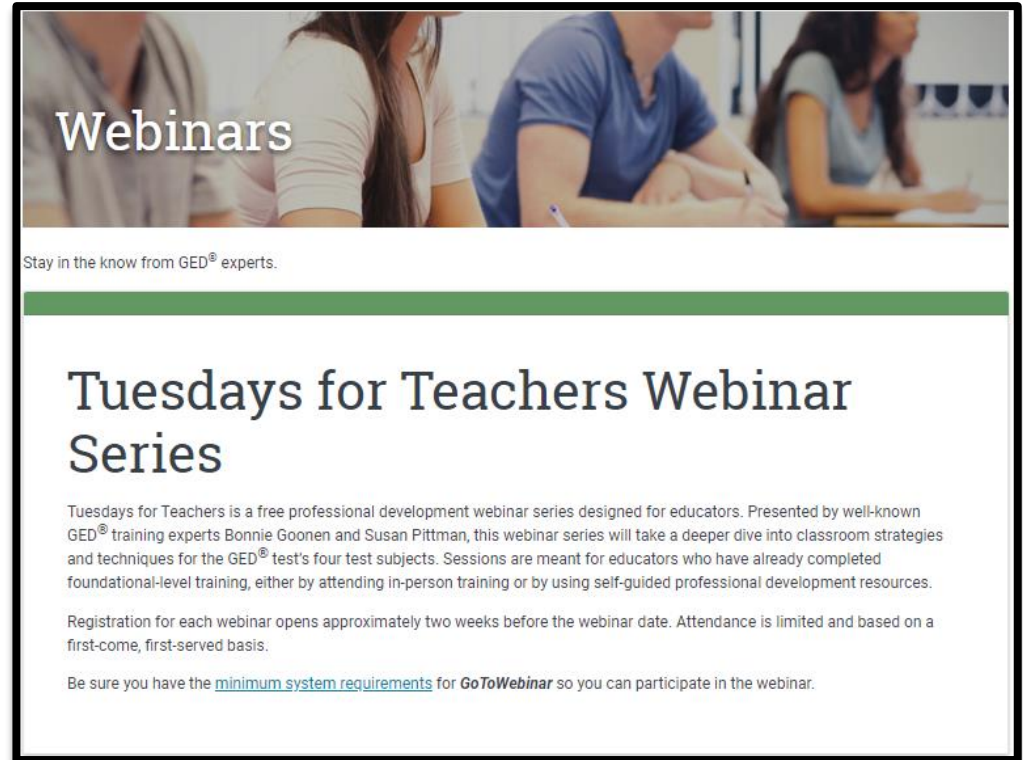
[Terms and Conditions](#)

[Privacy and Cookies](#)

Copyright © 2018 GED® Testing Service LLC. All Rights Reserved.

# Tuesdays for Teachers

- Recorded presentation
- Slideshow document
- Resources – including strategies & classroom activities
- More . . .

A screenshot of the 'Tuesdays for Teachers Webinar Series' webpage. The top section features a blurred image of people in a classroom with the word 'Webinars' overlaid. Below this is a green horizontal bar. The main heading is 'Tuesdays for Teachers Webinar Series'. The text describes it as a free professional development series for educators, presented by GED experts Bonnie Goonen and Susan Pittman. It mentions that sessions are for those who have completed foundational-level training. Registration details state it opens two weeks before the date on a first-come, first-served basis. A note at the bottom advises checking minimum system requirements for GoToWebinar.

Webinars

Stay in the know from GED® experts.

## Tuesdays for Teachers Webinar Series

Tuesdays for Teachers is a free professional development webinar series designed for educators. Presented by well-known GED® training experts Bonnie Goonen and Susan Pittman, this webinar series will take a deeper dive into classroom strategies and techniques for the GED® test's four test subjects. Sessions are meant for educators who have already completed foundational-level training, either by attending in-person training or by using self-guided professional development resources.

Registration for each webinar opens approximately two weeks before the webinar date. Attendance is limited and based on a first-come, first-served basis.

Be sure you have the [minimum system requirements](#) for **GoToWebinar** so you can participate in the webinar.

[https://ged.com/educators\\_admins/teaching/professional\\_development/webinars/](https://ged.com/educators_admins/teaching/professional_development/webinars/)

# Resources – Professional Development & Tuesdays for Teachers Recordings

[https://ged.com/educators\\_admins/teaching/professional\\_development/](https://ged.com/educators_admins/teaching/professional_development/)

The screenshot shows the GED website's 'Educators & Admins' section. The header includes the GED logo, navigation links (About The Test, Study, Grads and Transcripts, Blog), a search bar, language selection (English - US), and user options (Log In, SIGN UP). A left sidebar contains a menu with 'Professional Development' highlighted. The main content area features a large banner titled 'Professional Development' with a photo of people in a meeting. Below the banner is a paragraph about training resources for teachers. Two sidebars are present: 'Top Resources' on the left with links to 'Professional Development Training', 'Resources to Guide Your Instruction', and 'Free Classroom Materials'; and 'Webinar Trainings' on the right with a link to 'Access Webinars'. A 'GED Annual Conference' section on the right includes a description of the event and a 'Register Now' link. A red 'Announcements' bar is at the bottom.

GED TESTING SERVICE

About The Test Study Grads and Transcripts Blog

Search English - US Educators & Admins

Log In SIGN UP

GED Program Overview

Teaching the GED® Test

Free Classroom Materials

Teaching Resources

Professional Development

Webinars

Prep Products

Promote Your Program

State Policies

Test Administration

GED Manager

Top Resources

Professional Development Training  
[View Resource](#)

Resources to Guide Your Instruction  
[View Resource](#)

Free Classroom Materials  
[View Resource](#)

Announcements

Professional Development

As teachers, your expertise and commitment is vital to the thousands of students who take the GED® test every year. To help you shine, we have created training resources to guide your GED instruction.

Webinar Trainings

Learn effective classroom strategies and techniques with our bi-monthly Tuesdays for Teachers webinar series, a free professional development webinar series for educators.

[Access Webinars](#)

GED Annual Conference

The GED Testing Service Annual Conference, our largest GED professional development event, attracts nearly 600 GED educators and professionals every year. Our 2020 Annual Conference is taking place in Atlanta, GA from July 27 - 29. Join us for three exciting days of training, networking and inspiration.

[Register Now](#)

# Recent Webinars

[https://ged.com/educators\\_admins/teaching/professional\\_development/webinars/](https://ged.com/educators_admins/teaching/professional_development/webinars/)

## Trends in Students' Knowledge and Skills Gaps – RLA, Part 1

[Trends in Students' Knowledge and Skills Gaps – RLA Part 1 PPT](#)

[Download Certificate](#)

[Watch Now](#)

## GED Knowledge & Skill Gaps Social Studies

[Social Studies Resources From The World Wide Web](#)

[GED Knowledge & Skill Gaps Social Studies PPT](#)

[Download Certificate](#)

## Taking the Angst Out of Scoring the GED® RLA Extended Response

[Annotated Rubric English](#)

[Annotated Rubric Spanish](#)

[Using The RLA ER Scoring Tool PPT](#)

[Download Certificate](#)

[Watch Now](#)

## Trends in Students' Knowledge and Skills Gaps – Mathematical Reasoning, Part Two

[Watch Now](#)

[Assessment Target Comparison Chart](#)

[Calculator Sheet](#)

[Math Skills Calculator Prohibited](#)

[Math Formula Sheet](#)

[Math T4T Session 2 PPT](#)

[Download Certificate](#)

# Tuesdays for Teachers on YouTube

On YouTube, search for “GED Testing Service Tuesdays for Teachers”

The screenshot shows a YouTube video player interface. The video title is "Exploring Enduring Issues and Making Connections in Social Studies" by GED Testing Service, dated October 27, 2015. The video has 2,270 views and was last updated on March 1, 2016. The channel has 18.9K subscribers. The video player includes standard YouTube controls like like, dislike, share, and clip. On the right side, there is a playlist titled "Tuesdays for Teachers Webinars" with 22 videos. The current video is the 22nd in the list. Below the playlist, there are tabs for "All", "Courses", "Lessons", "Related", and "Watched". The "Lessons" tab is selected, showing a list of related videos including "GED Data Analysis: Intro to Statistics" and "Light & Salt Learning".

# Extended Response Videos

Watch this 8-episode series with your students to take a deeper dive into the skills and expectations that will help students excel on their written responses.



WATCH MORE



# Where to find the videos

- Available on GED.com in each student's account under the "Study" tab
- Available for educators here: [https://ged.com/educators\\_admins/teaching/classroom\\_materials/](https://ged.com/educators_admins/teaching/classroom_materials/)
- Available at: [www.newreaderspress.com/writing-for-the-ged-test](http://www.newreaderspress.com/writing-for-the-ged-test)
- Or contact New Readers Press for DVDs that can be sent to your facility:
- [tlipke@proliteracy.org](mailto:tlipke@proliteracy.org)
- Videos are FREE

# GED PrintHub:

[https://ged.com/educators\\_admins/teaching/promote\\_your\\_program/](https://ged.com/educators_admins/teaching/promote_your_program/)



GED PrintHub is your one-stop shop for professionally printed marketing materials from GED Testing Service: brochures, posters, pamphlets, and more.  
GED PrintHub resources are free – all you pay is shipping and handling. Sign up below to get started.

## Sign In

### Existing Users

Please enter a user name and password.

User Name:

Password:

☐ Next time log me in automatically

[Forgot Your Password?](#)

Login

### New Users

Please enter a new user name and password and click "Continue".


User Name:

Password:

Confirm Password:


Continue >

# Inside the Student's GED account




# Study – Study Materials continued...


### About the Test




150 min.



3 parts



3 topics



Starting at \$30

### Study Guide

You don't need to know everything in this guide to pass the test. If you want to see how close you are to passing, take the GED Ready® practice test.

[Got It](#)

Intro to the Language Arts Test

Reading for Meaning

6 skills


Identifying and Creating Arguments

4 skills

Grammar and Language


4 skills

### Extended Response




How to Write a Good Extended Response

[LEARN MORE](#)




### Practice




Free Language Arts Practice Questions

10 questions




GED Flash™ for Language Arts

Practice questions anywhere and anytime



GED Ready® Practice Test

Just like the real test. Find out how you'll score.




### Classes

IN-PERSON

Local GED® Classes


[FIND A CLASS](#)



GED LIVE™

Online GED® Prep Courses

[LEARN MORE](#)



# Study – Preview the Test

## Preview the Test

Get a feel for the test before test day.

### Free Practice Test

Preview what to expect on the day of your test

- Includes:
  - 1/4 the length of the actual test
  - Answer explanations for each question

[Details ▶](#)

### Try it now

[Language Arts](#)  
[Social Studies](#)  
[Science](#)  
[Math](#)

### Computer Test Tutorials

Learn the computer skills you need for different question types on the GED® test.

[Details ▶](#)

[View Tutorial](#)

(not supported on mobile devices)

# Study – Preview the Test continued....





# Study – Preview the Test continued....

Tutorial - Candidate Name



Welcome to the GED® Test Tutorial

To begin, look at the lower right corner of the screen.

*Click the Next button.*



Navigator

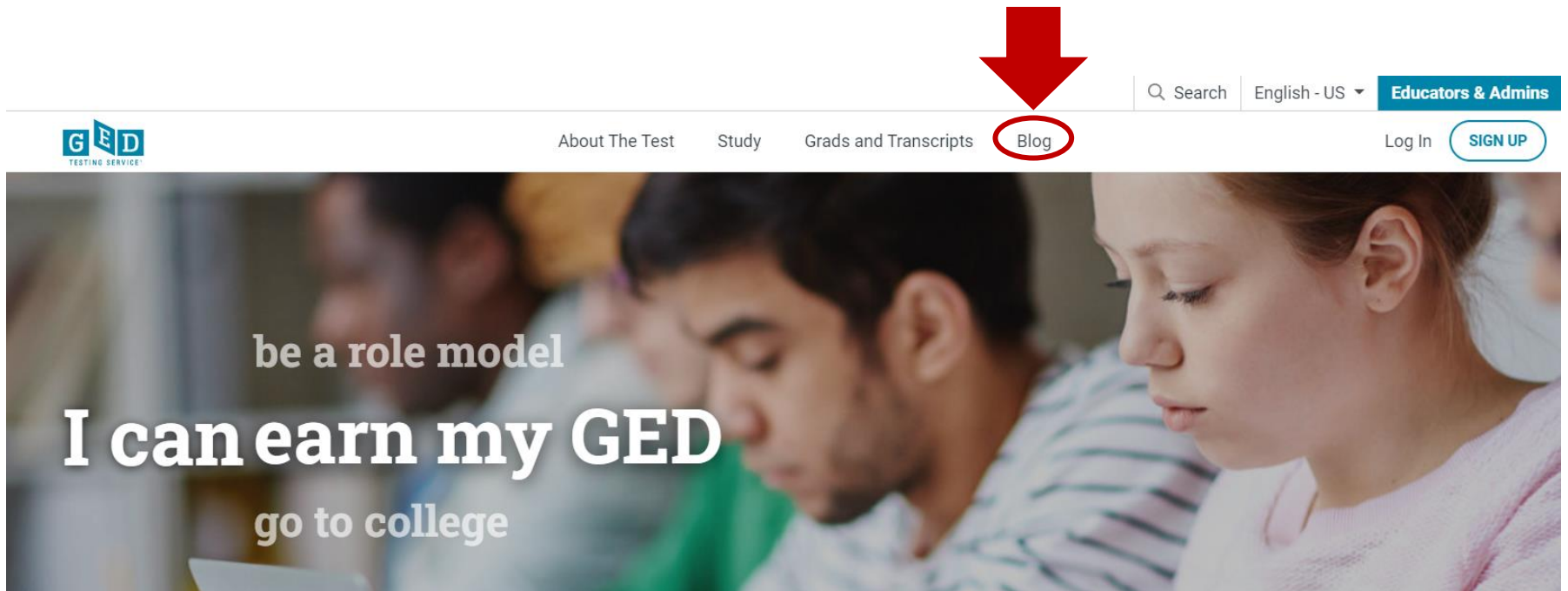
Next →



# Blog



# Blog





## How Is the GED Scored?

November 8, 2021

Your test day is getting closer. You might be anxious about it but also excited because it means a lot [...]

[Continue Reading](#)



## What Happens If I Don't Pass the GED Test?

October 4, 2021

We all know failure is sometimes a part of success, and this is true even with the GED test. If [...]

[Continue Reading](#)



## How to Prepare For Back-to-School With GED

September 23, 2021

It is officially back-to-school season! Whether it has been a few months or a few years since you've stepped foot [...]

[Continue Reading](#)



## How Long Does It Take to Get Your GED?

September 14, 2021

Completing your high school education can hold the key to a better future, and taking the GED test offers the [...]

[Continue Reading](#)

### Topics

[GED Scoring](#)

[Graduate Stories](#)

[Life After The GED](#)

[Tips About The GED Test](#)

[Tips For The GED Math Section](#)

[Tips For The GED RLA/Writing Section](#)

[Tips For The GED Science Section](#)

[Tips For The GED Social Studies Section](#)

[Tips On Preparing For The GED](#)



# Blog continued....



## How to Prepare for and Pass the GED Math Exam

March 10, 2021  
Are you preparing to take the GED math test? Whether math comes naturally or it feels like a foreign language [...]



## Math 101: How to Use the Number Line

November 3, 2020  
What is a number line and how do you use it on the GED math test? We've put together examples of everything you'll need to know before test day.



## What Kind of Math Is on the GED?

February 19, 2020  
Learn the four types of math that are tested on the GED (basic math, geometry, algebra, and graphs and functions). Then, access free study guides and practice tests on GED.com to thoroughly prepare for the math section.



## Top Study Tips to Pass the GED

December 10, 2019  
Looking for good study tips broken-down by each subject? We'll look no further.



## Math 101: What is an Exponent? And How Do You Solve It?

May 18, 2020  
In this post we'll take you step-by-step on what an exponent is and how to solve for them. By the end you'll be comfortable tackling them on your own!



## Math 101: What is a Perimeter? What is an Area?

May 4, 2020  
Struggling to understand what the perimeter and area are on the math portion of the GED test? We'll look no further. We break down these concepts into simple, understandable terms.

# Blog continued....



## Why the Extended Response Matters

September 17, 2019

Discover why the extended response portion of the GED matters. Its benefits extend beyond more than what you think...



## Reasoning Through Language Arts: What You Need to Know

September 10, 2019

Discover what is on the GED Language Arts test. Also find ways to study like the GED Language Arts study guide or the GED Language Arts practice test.





# Did you know?

# FAQs



The screenshot shows the GED Testing Service website's FAQ page. The header includes the GED logo, navigation links for 'About The Test', 'Study', 'Grads and Transcripts', and 'Blog', a search bar, a language dropdown set to 'English - US', and links for 'Educators & Admins', 'Log In', and 'SIGN UP'. On the left, a sidebar titled 'FAQ Categories' lists various topics. The main content area features a large purple header with the text 'GED® FAQs'.

**FAQ Categories**

- Top FAQs
- The GED Ready® Practice Test
- Scheduling the GED® Test
- Testing Accommodations
- What to Expect on Test Day
- Understanding Scores
- Test Retakes
- Technical Requirements
- GED® Test Fraud

## GED® FAQs

# FAQs continued....

## FAQ Categories

Top FAQs

The GED Ready® Practice Test

Scheduling the GED® Test

Testing Accommodations

**What to Expect on Test Day**

Understanding Scores

Test Retakes

Technical Requirements

GED® Test Fraud

## What to Expect on Test Day

How early should I arrive on test day? +

What should I bring on the day of the test? +

Will I need to memorize math formulas? +


What can I bring into the testing room? +

Can I take a break during the test? +

How will I know how much time is left on my test? Will I have enough time to check my work? +

Will the break be managed by a computer timer? +

# Grads & Transcripts



## Grads and Transcripts

### Request Transcripts

#### GED Grads

Order a copy of your transcript.

or

#### Third Parties

Order a transcript on behalf of someone else.

# Grads & Transcripts- GED Grads



REQUEST TRANSCRIPTS


**When did you earn your GED?**

**2014 and Later**

or

**Before 2014**


# Before 2014




REQUEST TRANSCRIPTS

## Where did you earn your GED?

Minnesota ▼

 Visit the official Minnesota Department of Education site to order your official high school equivalency diploma, and/or transcript.

VISIT STATE SITE 



# Name Changes



**Since June 1<sup>st</sup>, 2018**, GED® Testing Service no longer supports name changes due to Marriage/Divorce for Testers who have already credentialed

We continue to support name changes under the following circumstances with formal documentation

- Required court-ordered such as witness protection and gender changes
- Provide the ability to correct their names in cases of typos
- We will also help inmate graduates make use of credentials obtained while incarcerated under an alias. This process, however, requires approval from the state GED Administrator™

# What you can do to ensure accounts are accurate



**EMAIL** [help@ged.com](mailto:help@ged.com) to get name and/or dob updated (**EVEN IF TESTER HAS CREDENTIALS**) but note this can take up to 5 business days and is not something that can be done over the phone

# How to get accounts merged

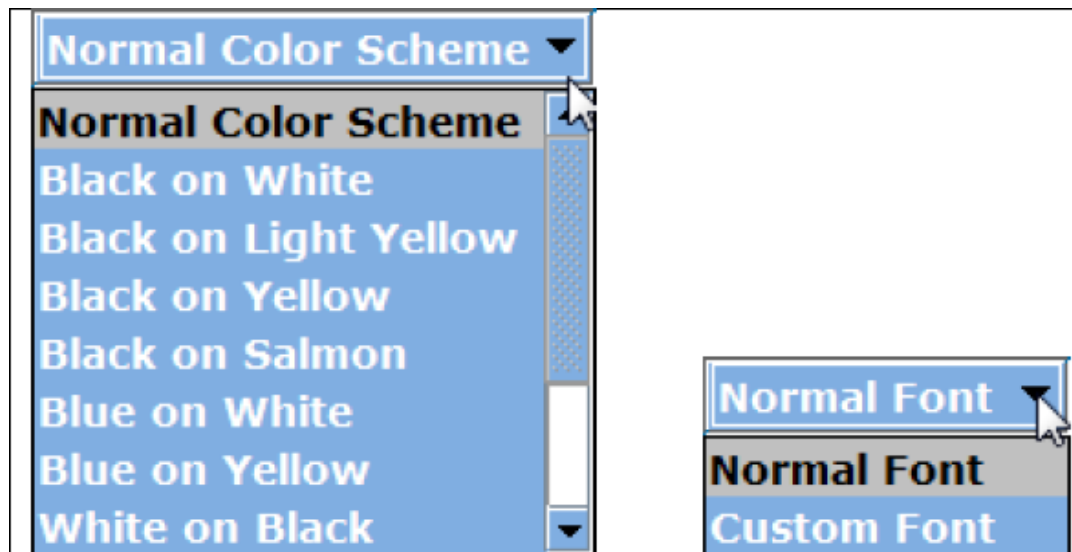
If you realize that a Tester has more than 1 GED account, please reach out to [help@ged.com](mailto:help@ged.com) and request for the accounts to be merged

In your email, please state the GED ID numbers of the accounts (you might not know this information)

State the Tester's first name, last name and DOB

Also, please indicate which account should be kept  
**Note:** we refer to this as the "surviving" account

# Font and Color Contrast Adjustment



All GED exams give Testers the option to adjust the font and color scheme appearing onscreen at any time during an exam.



You do not need to request font and color adjustments from GEDTS prior to the exam; these are automatically available for all Testers taking the GED® test.

# Accommodations

[https://ged.com/about\\_test/accommodations/](https://ged.com/about_test/accommodations/)

## GED Test On-Screen Computer Guides

You can change what your test looks like on your computer screen to make it easier to read. Download these guides to learn more about the options available.



Screen Color  
Combinations Guide

[Download](#)



Change Text Size Guide

[Download](#)



Highlight Text Guide

[Download](#)

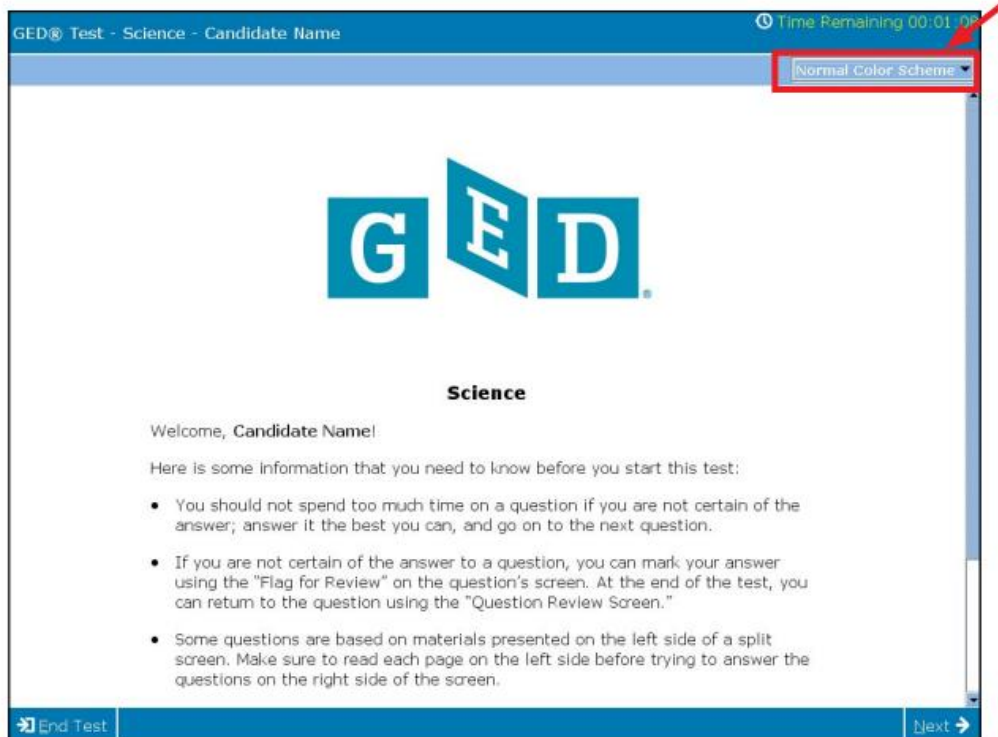
# Accommodations

[https://ged.com/about\\_test/accommodations/](https://ged.com/about_test/accommodations/)

## On-Screen Color Combinations for the GED® Test

When you take the GED® test, you can change what your test looks like. Choose from 11 different color combinations for your test's text and background colors. Choose the color combination that is easiest for you to read on your computer screen. You can change the colors at any time during the test, and as many times as you want.

Changing the colors of your test is simple. Just choose the colors from the dropdown menu, shown below in the red box.



Standard color combination



# Accommodations

[https://ged.com/about\\_test/accommodations/](https://ged.com/about_test/accommodations/)

Making your GED® test on computer easier to read is simple! Choose from one of the five text sizes available on the test. Text sizes include standard (100%), 125%, 150%, 175%, and 200%. The higher the number you pick, the larger the text will be on your test. Choose the size that is easiest for you to read. You can change the size at any time during the test, and as many times as you want.

Changing the text size on your test is easy. Just choose the text size that is easiest to read from the “Normal Font” dropdown menu, shown below in the red box. Normal Font” dropdown menu, shown below in the red box.

# Accommodations

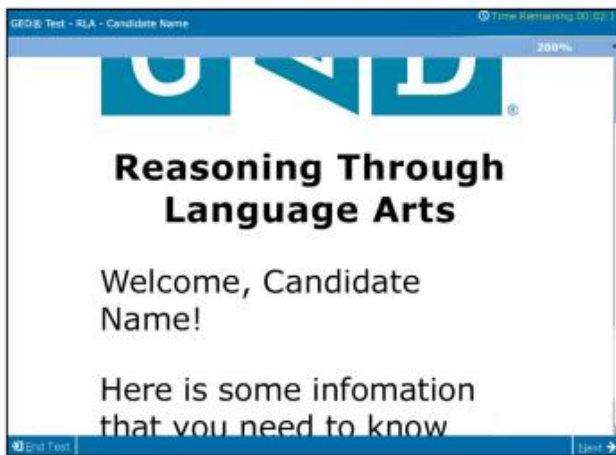
[https://ged.com/about\\_test/accommodations/](https://ged.com/about_test/accommodations/)



Here are a few of the text size options you can choose from to make your test easier to read.



Text size at 150%



Text size at 200%



# GED Resource Links

## **Educators & Admins page**

[https://ged.com/educators\\_admins/program/](https://ged.com/educators_admins/program/)

## **Free Classroom materials**

[https://ged.com/educators\\_admins/teaching/classroom\\_materials/](https://ged.com/educators_admins/teaching/classroom_materials/)

Here you find the Tutorials, the Free Practice Tests and all of the reference guides to prepare your students. The Scoring tool is also here.

## **Teaching Resources**

[https://ged.com/educators\\_admins/teaching/teaching\\_resources/](https://ged.com/educators_admins/teaching/teaching_resources/)

This page is very useful for teachers to become familiar with the skills assessed on the test and specifically the High Impact Indicators.

## **Professional Development**

[https://ged.com/educators\\_admins/teaching/professional\\_development/](https://ged.com/educators_admins/teaching/professional_development/)

Here are the webinars that teachers can watch to become familiar with many different topics.



# Contact Information:

**Chris Blaisdell**

**Chris.Blaisdell@ged.com**

**Mellissa Hultstrand**

**Mellissa.Hultstrand@ged.com**

**Mellissa.Hultstrand@ged.com**

