



# PASSING THE TEST

Your guide to GED® success

6th edition



# WHAT YOU NEED TO KNOW

## YOU CAN TAKE THE GED TEST IF YOU:

- Are at least 18 years old
- Are 16 or 17 years old and have the completed paperwork that your state may require
- Aren't enrolled in high school

Check your state policies for any additional requirements to take the GED test in your area.

## WHY SHOULD I TAKE THE GED TEST?

Didn't finish high school? Don't let that stop you! Taking the GED test is your first step to a better future.

Take the GED test if you want to:

- Go to college
- Go to career or vocational training
- Get a better job
- Have a career doing something you love
- Make more money
- Make your family proud


Whatever your dream is, the GED test will help you make it happen.

The test is offered in **2 languages**


**English**

**Spanish**  
(in most states)

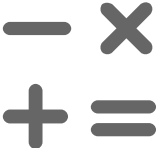
The GED test is made up of **4 test subjects**




Reasoning Through Language Arts (RLA)



Science



Mathematical Reasoning



Social Studies

To pass the GED test, get a score of **145** in each subject.



Both the GED College Ready and the GED College Ready + Credit scores mean you are ready to take college level courses. Earn the GED College Ready + Credit score and you could receive up to 10 college credits to apply to your course of study.

**TEST COST**  
**\$0 — \$50**  
per test subject

The cost varies by state, but you can pay for it one subject at a time. Check your state policies to see if free or discounted testing is available.

There are **20 million** grads and counting. **You could be next!**

## WILL IT HELP ME GET A JOB OR GET INTO COLLEGE?

# You bet!

# 97%

The percentage of colleges and employers that accept the GED credential.

That's because it's been the **leading high school equivalency program** for more than 75 years!

GET YOUR SCORES IN **3 HOURS** OR LESS!



The test is delivered on computer at an authorized testing center. Many states also offer the online proctored test, which you can take from home.

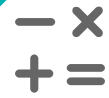
# WHAT'S ON THE TEST?

Find out what's on each test subject




## Reasoning Through Language Arts

- 150 minutes
- Includes a 10-minute break
- Includes one essay that you have 45 minutes to write
- Measures your:
  - » Ability to read closely, write clearly, and edit and understand written text
  - » Ability to understand, interpret, and answer questions based on text
  - » Ability to use evidence to support an argument
  - » Understanding of basic English skills at a level needed to succeed in college or a job



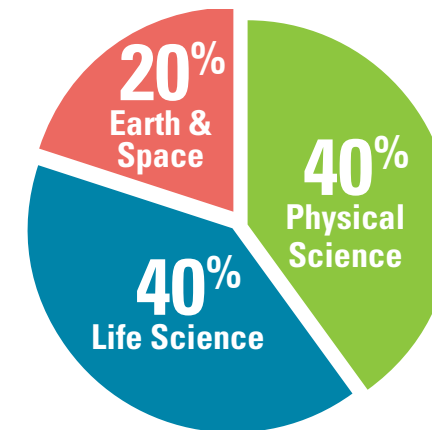
## Mathematical Reasoning

- 115 minutes
- 2 parts with a short break
  - » No calculator allowed on the first part
  - » You can use a TI-30XS calculator for the remaining questions
- Math formulas and a calculator reference guide provided
- Measures your problem-solving abilities in the following areas:



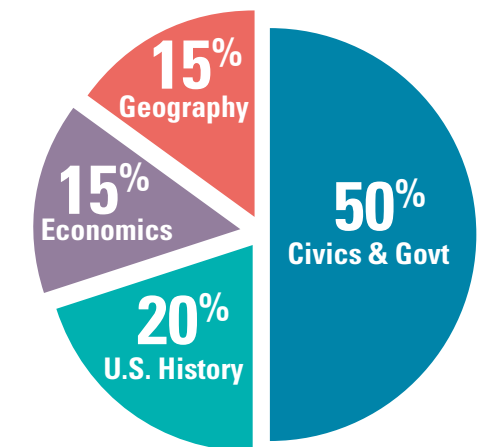
## Science

- 90 minutes
- No break
- Can use a TI-30XS calculator
- Measures your:
  - » Ability to read, understand, and interpret science-related texts
  - » Problem-solving abilities in science-related situations



## Social Studies

- 70 minutes
- No break
- Can use a TI-30XS calculator
- Measures your:
  - » Ability to read, understand, and interpret social studies-related texts
  - » Problem-solving abilities in social studies-related situations



# YOUR GED EXPERIENCE

It all starts when you set up your free account at GED.com

Use your GED account to:

- Get study materials
- See your state's testing rules
- Schedule your test
- See your scores after taking the test

GED.com is the only start-to-finish website that has everything you need to pass the test. Get started with your free account today.

Access your account 24/7 on your computer, smartphone, or tablet.



Myles, GED graduate



## How can I start studying?

Log into GED.com to find materials that help you study for the test including:

- **Classes.** Gain confidence and prepare for the test at a local prep center or with online classes
- **GED Ready® – The Official Practice Test.** The only practice test that tells you if you're likely to pass the real thing
- **GED Flash™.** Practice anytime, anywhere with 1,000's of mobile-friendly practice questions
- **GED Marketplace®.** An online store with trusted GED study materials

## What can I expect on test day?

Get helpful tips so you know what to expect on test day. You'll also find:

- **Computer-based tutorial.** See what the GED test on computer looks like and the types of questions on the test
- **Calculator tutorial.** Learn how to use the TI-30XS calculator you'll use on the test
- **Math formula sheet.** Look at the formula sheet that you can use on test day

## What if I need an accommodation?

Test-takers with a disability or other condition can request modified testing conditions (accommodations) for the GED test when they create their GED.com account. Your request must include a report from your doctor or psychologist.

# HOW DO I KNOW IF I'M READY?

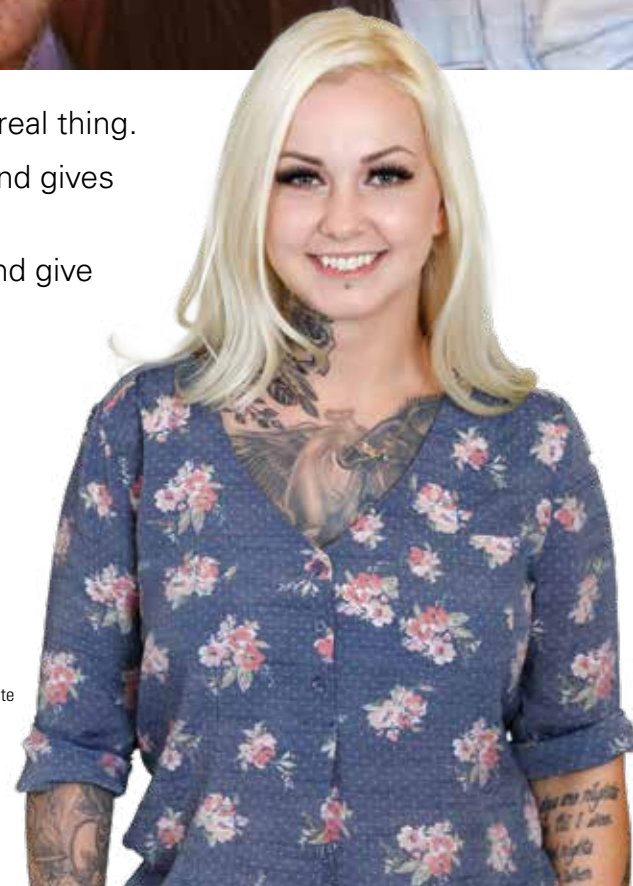
Find out if you're likely to pass by taking the **GED Ready® — The Official Practice Test.**

It's the *only* practice test that tells you if you're likely to pass the real thing. You'll get your Enhanced Score Report. It tells you if you'll pass and gives you a personalized study plan to score higher. Working with a teacher? Print out your Enhanced Score Report and give it to your teacher to review the results together!

"The GED Ready [practice test] stands out as the most useful tool. It helped determine when I was ready to take the test, the types of questions I had to look forward to on the test, and also showed me what I needed to study."

— Jacob, GED graduate

Ellie, GED graduate



## Where do I get GED Ready®?

You can buy the GED Ready practice test at [GED.com](https://www.ged.com).

You can also take the GED Ready practice test in most adult education centers.

Once the practice test tells you that you're ready, don't wait, go schedule your test right away.

## Ready to take the GED? Here's how to schedule your test:

Scheduling your test is easier than ever. Just log into your GED account and click on the "Schedule Test" button to make your appointment.



92% of test-takers who took the GED Ready practice test would recommend it to others!

# WHAT DO MY SCORES LOOK LIKE?

Log into your GED account to see your scores and get your Enhanced Score Report

## What is included in my score report?

**My Score** – See how you did on your test. Your GED Ready practice test score will also tell you how likely you are to pass the GED.

**Personal Study Plan** – See exactly what you should work on to score higher with your personal study plan! Link your study material and get the pages and chapters you need to study.

**Written Response & Resources** – Access resources for scoring higher on the written response, as well as:

- GED test — See your written response scores (for Reasoning Through Language Arts only)
- GED Ready practice test — Working with a teacher? Show your written answers to your teacher so they can grade your responses



## When can I expect my scores?

GED Ready practice test scores will be ready as soon as you finish the test.

GED test scores are usually ready in 3 hours or less. Sometimes it can take a few days. You'll get an email letting you know when your scores are ready.

## GED Ready practice test

### Likely to Pass (145–200)



You're ready and should schedule your test.

### Too Close To Call (134–144)



You may be ready, but should study more before you take the test.

### Not Likely to Pass (100-133)



You need to study more before you take the test.

## GED test

### GED College Ready + Credit (175-200)



You passed and scored in the highest possible range. Not only did you show that you are ready to take college level courses, you may be eligible for up to 10 college credit hours.

### GED College Ready (165-174)



You passed and showed that you are ready to take college level courses, and you may qualify for waivers from placement testing.

### Pass / High School Equivalency (145-164)



Congratulations! You passed and showed the same skills as a graduating high school senior.

### Below Passing (100-144)



You did not pass and need to retake the test.

# AFTER THE TEST, NOW WHAT?

## How do I get my transcript and diploma?



Once you've passed all 4 test subjects, you can get your transcript and diploma at [GED.com/transcripts](https://GED.com/transcripts).

### Life After Getting Your GED

- Congrats on earning your GED! Now what? A world of opportunity awaits! Digital credentials, college, apprenticeships, and career paths are yours to explore. See what's next at [GED.com/life\\_after\\_ged](https://GED.com/life_after_ged)

### What if I don't pass?

Didn't pass your test? Don't worry! Here's what you need to know about retaking your test:

- Use your personal study plan from your Enhanced Score Report to study before you try again.
- Once you're ready to try again, schedule your retake in your GED account.
- You can retake the test right away if your state doesn't have any policies about waiting.



Lillian, GED graduate

# READY TO AIM HIGHER?

## Read one graduate's success story

"If you aim high you'll get far, but if you settle for less, that's what you'll get in life."

— Tremayne

### **Tremayne C.** Maryland GED Graduate

Tremayne dropped out of high school at 17 when his family moved out of the area. After moving, he wasn't able to catch up at school. By the time he was 19, he knew dropping out was a huge mistake. So he started studying for the GED test.

Tremayne used GED.com to help him pass. "It was great! You could buy study materials, schedule and pay for your test."

Since passing the GED test, Tremayne has been accepted to a community college. He wants to become an engineer and start his own construction business.

## What will your story be?

Start at [GED.com](https://www.ged.com) and join the 20 million graduates!



## FOLLOW THESE SIMPLE STEPS TO BEGIN YOUR GED JOURNEY

- Set up your free account at [GED.com](https://www.ged.com)
- Find study materials that are right for you
- Study and find out if you're ready for the test with the GED Ready practice test
- Schedule your test in your GED.com account
- Take your test
- Log into GED.com to check your scores
- Schedule your next test
- Once you've passed all 4 test subjects, request your transcript and diploma
- Celebrate!





[GED.com](https://www.ged.com)