



# Thank You To Our Sponsors



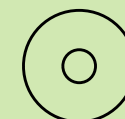
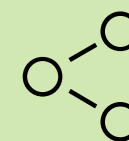

# **GED 101: Getting Down Basics!**

**GED Annual Conference 2022**




# In this session, we will...

- Discuss the basic content of the GED exam
- Introduce you to Educator resources such as the Performance Level Descriptors and High Impact Indicators
- Share more resources for both you and your students
- Introduce you to GED Manager/Prep Connect
- Discuss how to get the most out of the GED Score Report
- Answer your questions!



# An Overview of the GED® Test

*Getting Started*



# The GED® Test

- Available in English and Spanish
- A wide array of accommodations are available:
  - Including extended time, additional breaks, reader/recorder, private room, screen reader (JAWS) and many more
  - Visit the [GEDTS Accommodations Information Page](#)

# GED® Test

Test	Time	Notes
Reasoning through Language Arts	150 minutes	Includes 45 minutes for extended response (timed separately) and a 10-minute break
Mathematical Reasoning	115 minutes	Part 1 – calculator not allowed; Part 2 – calculator allowed
Social Studies	70 minutes	
Science	90 minutes	

# Variety of Item Types

Multiple-choice
Fill-in-the-blank
Drag-and-drop
Hot-spot
Drop-down
Extended-response (Language Arts)



# Overview of RLA Test



- Content - Integrated reading and writing
  - Close reading
  - Clear writing
  - Editing and understanding the use of standard written English in context
- Source texts – 75% nonfiction; 25% fiction
- Passage length – 400-900 words
- Range of text complexity, including texts at the college- and career-ready level
- Technology-enhanced items and extended response



# Extended Response on RLA

A constructed response item includes:

- One or more source texts
- Texts offer two positions on a given topic
- A prompt that provides instruction on what the students is expected to do

# Purpose of Extended Response

To provide test-takers with an opportunity to demonstrate


- Knowledge of writing conventions in English
- Understanding of what they've read
- How well they use evidence to build arguments
- Their ability to clearly communicate their thinking *in their own words*

# Don't Forget the Little Stuff

Expose students to a structured approach to the writing task and help them understand that they need to:

- Write a complete response, not just a short paragraph (300-500 words)
- Provide commentary on the evidence cited (explain the “why”)
- Fully develop two or three ideas, rather than mention a lot of things without detail
- Leave five minutes at the end for proofreading—that is one of the things evaluated

# Overview of Mathematical Reasoning Test



- Content
  - 45% - Quantitative Problem Solving
    - Number operations
    - Geometric thinking
  - 55% - Algebraic Problem Solving
- Texas Instruments - TI 30XS Multiview™ (calculator allowed on most items)
- Integration of mathematical practices
- Formula page, symbols, and calculator page provided

# Overview of Social Studies Test



- Content
  - 50% - Civics and Government
  - 20% - United States History
  - 15% - Economics
  - 15% - Geography and the World
- Themes
  - Development of Modern Liberties and Democracy
  - Dynamic Responses in Societal Systems
- Social Studies Practices – analyzing, thinking, reasoning
- Technology-enhanced question items

# Overview of Science Test



- Content
  - Life Science – 40%
  - Physical Science – 40%
  - Earth and Space Science – 20% Themes
- Themes
  - Human Health and Living Systems
  - Energy and Related Systems
- Science Practices – reasoning and thinking scientifically
- Question types - Technology-enhanced items

# GED Score Levels Explained

GED College Ready scores improve the chances for college success.

**145**



## **GED Passing Score**

To pass the GED test, students need a score of 145 on all four subjects.

**165 – 174**



## **GED College Ready**

At 165 or higher, students may qualify to bypass placement testing and remedial (non-credit) courses in college.

**175 – 200**



## **GED College Ready + Credit**

At 175 or higher, students may qualify for up to 10 college credit hours at participating colleges.

Learn more at [GED.com/collegeready](https://GED.com/collegeready)





# Many colleges have already adopted the ACE<sup>®</sup> Credit Recommendations

- Approximately 250 colleges across the U.S. have implemented one, or both, of the recommendations (CR and/or CR+credit)
  - Colorado Community College System (both recommendations)
  - Connecticut Public College System
  - Georgia Technical College System
  - Illinois Community College System
  - Kansas Board of Regents (2 & 4-year colleges)
  - Kentucky Community College System
  - Ohio Community College System
  - Virginia Community College System
  - Texas Higher Education Coordinating Board
- Additional Colleges in AL, AZ, KS, MA, MO, NJ, OR, RI, WA

## Our Graduates Are Interested in College

**2 out of 3**  
express interest

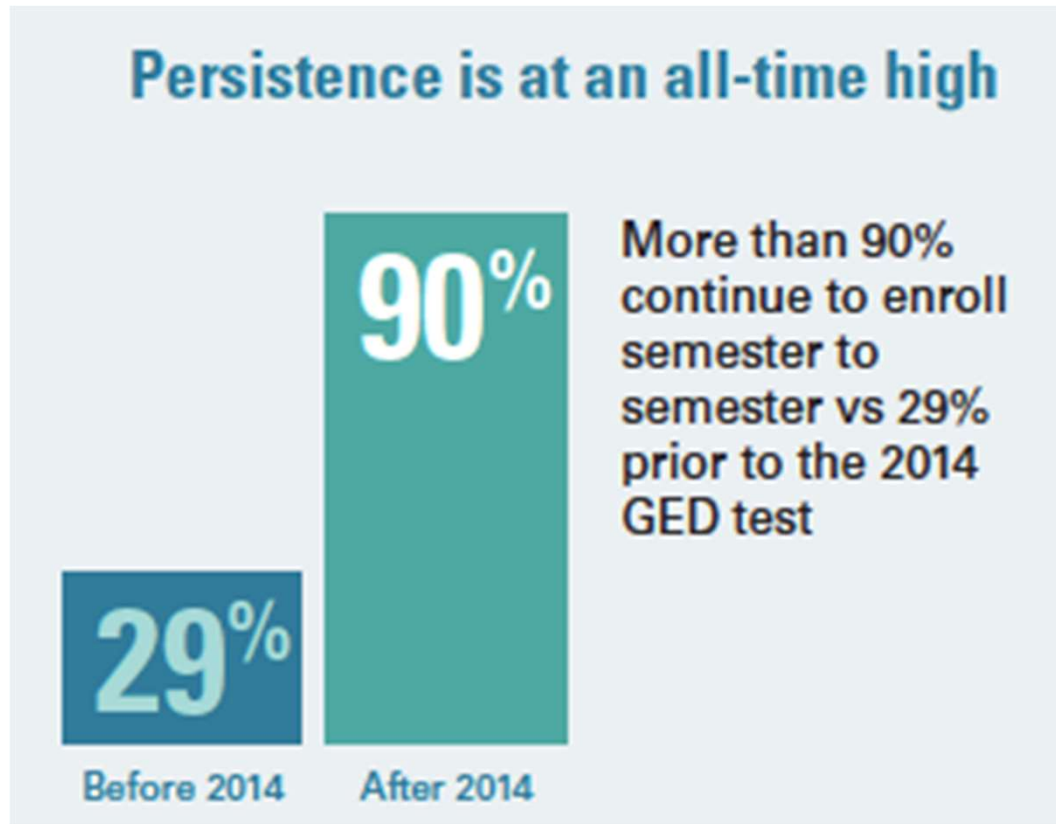


Enroll in college  
**within a year** of  
earning their GED  
credential



Enroll in college  
**within 4 years** of  
earning their GED  
credential


# Persistence!



- Congrats, all your hard work is paying off!
- This number currently surpasses overall community college persistence rates

# Important Tools for the Classroom

*Reasoning through Language Arts,  
Mathematical Reasoning, Science,  
and Social Studies*



# Performance Level Descriptors

- Four Performance Levels
  - Below Passing
  - HSE
  - GED® College Ready
  - GED® College Ready + Credit
- What skills are demonstrated at each level
- What skills need development to advance to the next level
- For more, visit the [GED Teaching Resources](#) page



Want to know what your student's scores mean? Find out with these Performance Level Descriptors. Each explains the skills a student demonstrates in order to score into each performance level on the GED® test and the GED Ready® practice test.

## GED® Test Performance Level Descriptors

The four performance levels for the GED® test are Below Passing, Passing for High School Equivalency, GED® College Ready, and GED® College Ready + Credit.

- [Performance Level Descriptors Chart - View in Spanish](#)  
Breaks down the descriptors for all four subjects by performance level in an easy-to-read chart.
- [Assessment Target Comparison Chart - View in Spanish](#)  
Compares the official indicator code language with the language test takers see in their score report.

Mathematical  
Reasoning

– ×  
+ =

[Below Passing](#)

[View in Spanish](#)

[Passing Score](#)

[View in Spanish](#)

[College Ready](#)

[View in Spanish](#)

[College Ready + Credit](#)

[View in Spanish](#)

# High-Impact Indicators Relationships

- Show relationships among High Impact Indicators
- Demonstrate interconnectedness across content areas
- Develop skills available for use across a range of learning contexts



## Relationships Between the High Impact Indicators and Other Indicators

The High Impact Indicators are a list of key skills assessed on the GED® test that, if emphasized in instruction, can help instructors make a significant impact on student skills and performance. This document shows the relationship between the High Impact Indicators and other indicators assessed on the GED® test. Adult educators can use this resource to create instructional plans that address the maximum number of skills in the limited time they have available with students. Providing instruction in a single High Impact Indicator area can help students broaden and deepen their skills, enabling them to apply those skills in multiple ways and in a variety of contexts across all of the content areas covered by the GED® test.

**Note:** High Impact Indicators appear in **BOLD** type.

### Reasoning Through Language Arts – High Impact Indicators

High Impact Indicator	Related Indicators from Other Content Areas		
RLA	Social Studies	Science	Mathematical Reasoning
<b>R.3.1: Order sequences of events in texts. Primarily measured with literary texts.</b>	<p>SSP.3 a. Identify the chronological structure of a historical narrative and sequence steps in a process.</p> <p>SSP.3 b. Analyze in detail how events, processes, and ideas develop and interact in a written document; determine whether earlier events caused later ones or simply preceded them.</p> <p><b>SSP.3.c: Analyze cause-and-effect relationships and multiple causation, including action by individuals, natural and societal processes, and the influence of ideas.</b></p> <p>SSP.3 d. Compare differing sets of ideas related to political, historical, economic, geographic, or societal contexts; evaluate the assumptions and implications inherent in differing positions.</p>	<p>SP.3.b Reason from data or evidence to a conclusion</p> <p>SP.3.c Make a prediction based upon data or evidence</p>	<p>MP.1 a. Search for and recognize entry points for solving a problem.</p> <p>MP.1 b. Plan a solution pathway or outline a line of reasoning.</p> <p>MP.1 d. Recognize and identify missing information that is required to solve a problem.</p> <p>MP.1 e. Select the appropriate mathematical technique(s) to use in solving a problem or a line of reasoning.</p> <p>MP.2 c. Recognize the important and salient attributes of a problem.</p> <p>MP.3 a. Build steps of a line of reasoning or solution pathway, based on previous step or givens.</p> <p>MP.3 b. Complete the lines of reasoning of others.</p> <p>MP.3 c. Improve or correct a flawed line of reasoning.</p>


[GEDtestingervice.com](http://GEDtestingervice.com) • [GED.com](http://GED.com)

1



# What Makes Indicators High Impact?

- Important skills that are used across content areas
- May currently receive light coverage in classroom
- Lend themselves to straightforward instruction
- [https://ged.com/educators\\_admins/teaching/teaching\\_resources/](https://ged.com/educators_admins/teaching/teaching_resources/)



## Relationships Between the High Impact Indicators and Other Indicators

The High Impact Indicators are a list of key skills assessed on the GED® test that, if emphasized in instruction, can help instructors make a significant impact on student skills and performance. This document shows the relationship between the High Impact Indicators and other indicators assessed on the GED® test. Adult educators can use this resource to create instructional plans that address the maximum number of skills in the limited time they have available with students. Providing instruction in a single High Impact Indicator area can help students broaden and deepen their skills, enabling them to apply those skills in multiple ways and in a variety of contexts across all of the content areas covered by the GED® test.

**Note:** High Impact Indicators appear in **BOLD type**.

### Reasoning Through Language Arts – High Impact Indicators

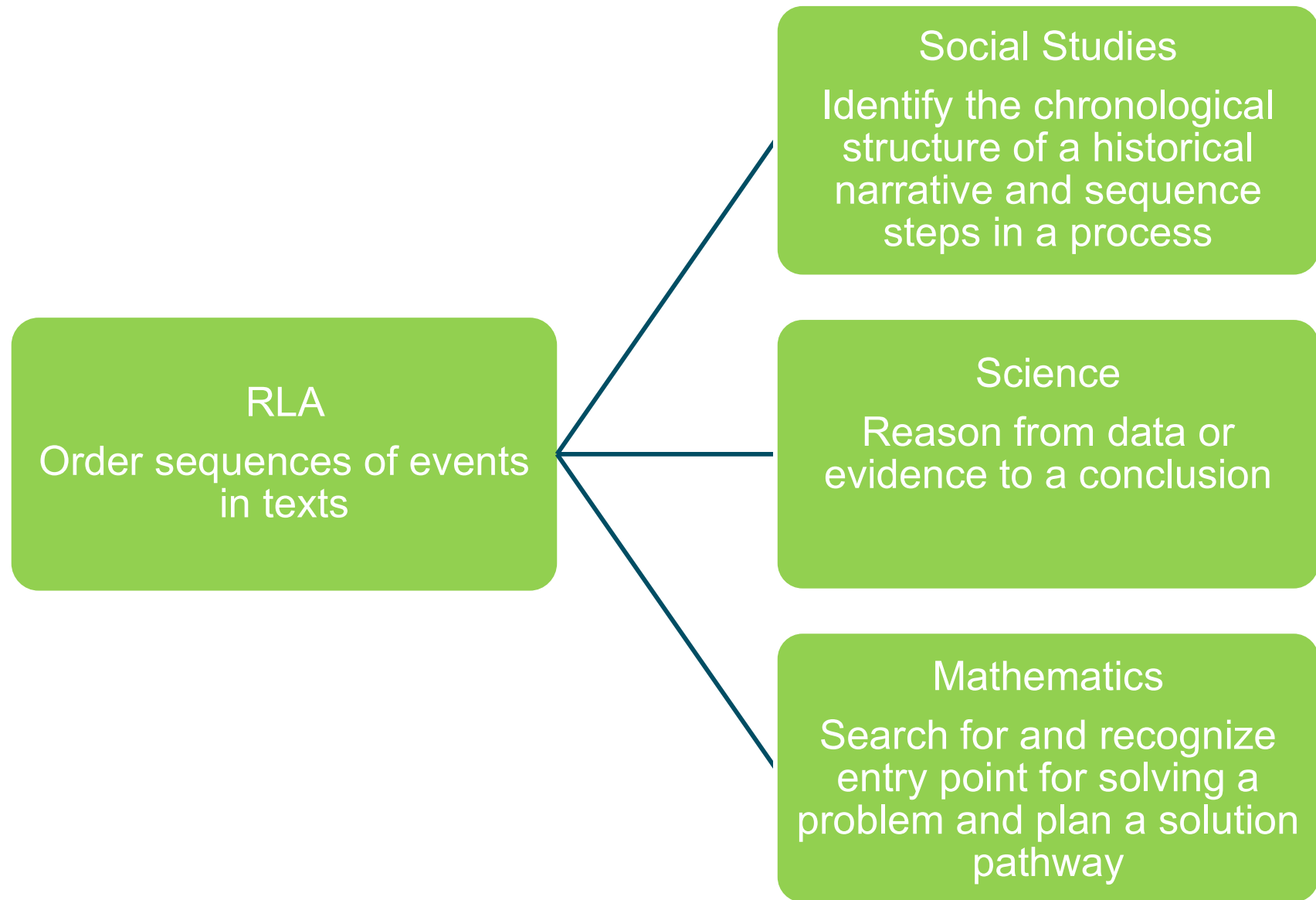
High Impact Indicator	Related Indicators from Other Content Areas		
RLA	Social Studies	Science	Mathematical Reasoning
<b>R.3.1: Order sequences of events in texts. Primarily measured with literary texts.</b>	<p>SSP.3 a. Identify the chronological structure of a historical narrative and sequence steps in a process.</p> <p>SSP.3 b. Analyze in detail how events, processes, and ideas develop and interact in a written document; determine whether earlier events caused later ones or simply preceded them.</p> <p><b>SSP.3.c: Analyze cause-and-effect relationships and multiple causation, including action by individuals, natural and societal processes, and the influence of ideas.</b></p> <p>SSP.3 d. Compare differing sets of ideas related to political, historical, economic, geographic, or societal contexts; evaluate the assumptions and implications inherent in differing positions.</p>	<p>SP.3.b Reason from data or evidence to a conclusion</p> <p>SP.3.c Make a prediction based upon data or evidence</p>	<p>MP.1 a. Search for and recognize entry points for solving a problem.</p> <p>MP.1 b. Plan a solution pathway or outline a line of reasoning.</p> <p>MP.1 d. Recognize and identify missing information that is required to solve a problem.</p> <p>MP.1 e. Select the appropriate mathematical technique(s) to use in solving a problem or a line of reasoning.</p> <p>MP.2 c. Recognize the important and salient attributes of a problem.</p> <p>MP.3 a. Build steps of a line of reasoning or solution pathway, based on previous step or givens.</p> <p>MP.3 b. Complete the lines of reasoning of others.</p> <p>MP.3 c. Improve or correct a flawed line of reasoning.</p>

[GEDtesting.com](https://gedtesting.com) • [GED.com](https://ged.com)

1



# An Example




# Where Can You Find These Resources?

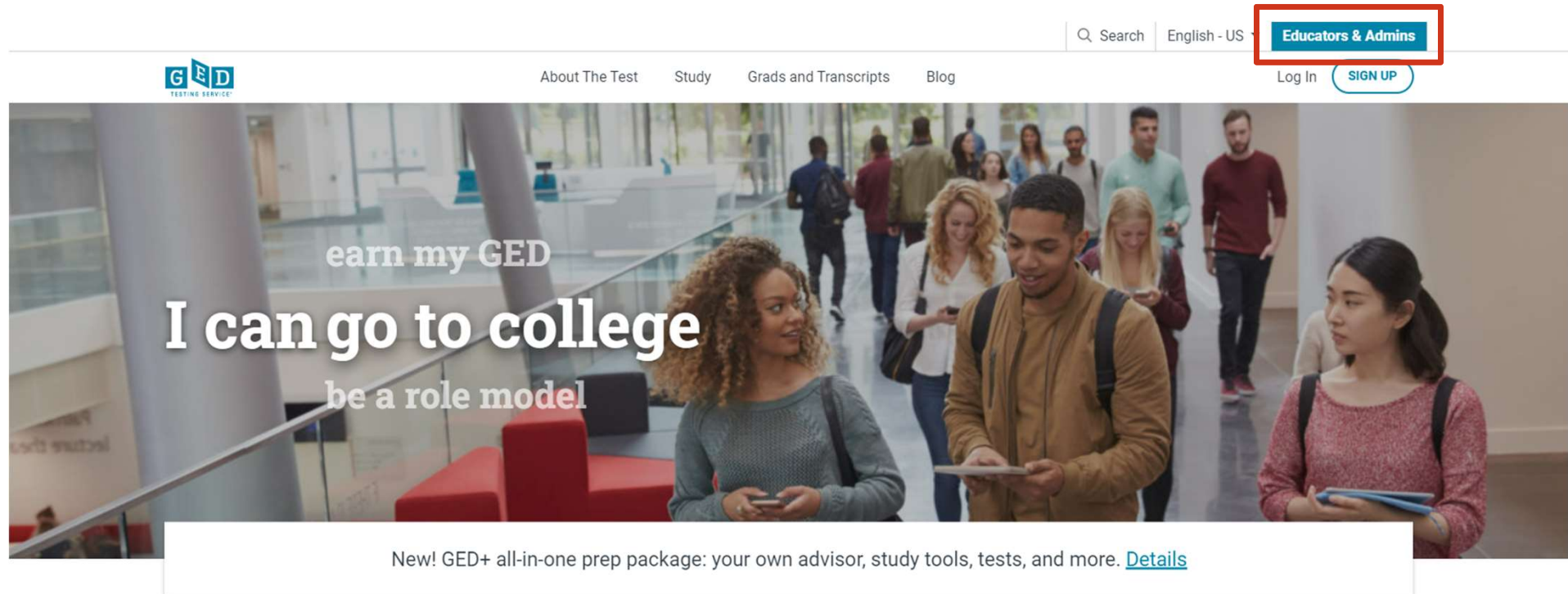
It goes back to your teaching resources page at [www.ged.com](http://www.ged.com):

[https://ged.com/educators\\_admins/teaching/teaching\\_resources/](https://ged.com/educators_admins/teaching/teaching_resources/)

# Student & Educator Resources



# Home for GED® Educator Resources



The screenshot shows the top portion of the GED website. At the top right, there is a navigation bar with a search icon, the text "English - US", and a button labeled "Educators & Admins" which is highlighted with a red rectangle. Below this, on the left, is the GED Testing Service logo. In the center, there are links for "About The Test", "Study", "Grads and Transcripts", and "Blog". On the right, there are links for "Log In" and a "SIGN UP" button. The main hero section features a large background image of a diverse group of young adults in a modern, brightly lit indoor space, possibly a library or a university hallway. Overlaid on this image is the text "earn my GED" in a light grey font, "I can go to college" in a large, bold, white font, and "be a role model" in a light grey font. Below the hero image, there is a white rectangular box containing the text "New! GED+ all-in-one prep package: your own advisor, study tools, tests, and more. [Details](#)".

Welcome to the home of the GED® test, your official online resource to prepare for and earn your high school equivalency diploma.

Visit [GED.com](https://www.ged.com)

## GED Program Overview

[Why GED?](#)[College Readiness](#)[Workforce Development](#)[GEDWorks Program](#)[In Session Blog](#)[Teaching the GED® Test](#)[State Policies](#)[Test Administration](#)[GED Manager & GEDPrep Connect](#)[GED Option](#)

## Top Resources

[Professional Development Training](#)[View Resource](#)[Resources to Guide Your Instruction](#)[View Resource](#)[Free Classroom Materials](#)[View Resource](#)

## Announcements

We understand that COVID-19 (Coronavirus) has impacted your classroom and GED students. To help you continue to teach your students from a distance, we've put together some [helpful resources](#).

# GED Program Overview



## Why GED?

For more than 75 years, the GED has been a path to a better future for millions, the only high school equivalency program with proven outcomes and accepted by virtually all U.S. colleges and employers.

[Learn More](#)

## College Readiness

GED students who attain scores on any subject within the College Ready or College Ready + Credit score levels may be eligible for college credit or certain exemptions.

[View GED College Ready Details](#)


## Workforce Development

The GED program ensures you are preparing learners for positive outcomes. In line with the expectations of the Workforce Innovation and Opportunity Act (WIOA), our program includes robust reporting capabilities, career resources, college ready score levels, employer partnerships and more.

[Learn More](#)[GEDWorks™](#)[In Session Blog](#)



# Free Classroom Materials



About The TestStudyGrads and TranscriptsBlog

SearchEnglish - USEducators & Admins

Log InSIGN UP

GED Program Overview

Teaching the GED® Test

Free Classroom Materials

Study Guides

Extended Response Scoring Tools

Teaching Resources

Professional Development

Prep Products

Promote Your Program


State Policies


Test Administration


GED Manager & GEDPrep Connect

GED Option

Top Resources

Professional Development Training  
[View Resource](#)


Resources to Guide Your Instruction  
[View Resource](#)



## Free Classroom Materials


### Preview the Test

Use the Free Practice Test, which is about one-fourth the length of the actual test, to give your students a preview of the GED® test. It works best on a computer (not a smartphone or tablet). The Study Guides explain the skills that are covered in each subject, and include sample questions.



#### Free Practice Test

[View All Sample Tests](#)




#### Study Guides

[View Study Guides](#)

Students can change what the test looks like on their computer screen to make it easier to read. Download these guides to learn more about changing the [on-screen color of the test](#), the [text size of the test](#), and [how to highlight text on the test](#).

## Reference Sheets

# Free Classroom Materials



SearchEnglish - USEducators & Admins

About The TestStudyGrads and TranscriptsBlog

Log InSIGN UP

GED Program Overview

Teaching the GED® Test

Free Classroom Materials

Study Guides

Extended Response Scoring Tools

Teaching Resources

Professional Development

Prep Products

Promote Your Program


State Policies


Test Administration


GED Manager & GEDPrep Connect

GED Option

Top Resources

Professional Development Training  
[View Resource](#)

Resources to Guide Your Instruction  
[View Resource](#)




## Free Classroom Materials

Get your classroom ready for action by downloading free materials such as tutorials, practice questions, and reference sheets to help students test with confidence.

## Tutorials


Students should practice with these tutorials so they learn about various question types and become familiar with how the test and calculator work. The tutorials work best on a computer (not a smartphone or tablet).

### Computer-Based Test Tutorial



[View Now](#)[View Now - In Spanish](#)


### Calculator Tutorial



[View Now](#)[View Now - In Spanish](#)

## Free Classroom Materials - GED

29





# For Your Students Testing Online (OP):

Testing at home, with our Online Proctored (OP) testing platform:

- Different rules regarding calculators, scratch pads, and retakes
- Students should prepare for OP testing when they know this is their preferred testing experience.
- For more details:

<https://ged.com/take-the-ged-test-online/>

# Important Resources for the Educators

*Professional Development  
Educator Handbook  
In Session Educator Newsletter*



# Professional Development

## GED Program Overview

### GED Program Overview

[Why GED?](#)

[College Readiness](#)

[Workforce Development](#)

[GEDWorks Program](#)

[In Session Blog](#)

[Teaching the GED® Test](#)

[State Policies](#)

[Test Administration](#)

[GED Manager](#)

### Top Resources



Professional Development  
Training

[View Resource](#)



### Why GED?

For more than 75 years, the GED® has been a path to a better future for millions, the only high school equivalency program with proven outcomes and accepted by virtually all U.S. colleges and employers.



### College Readiness

GED® students who attain scores on any subject within the College Ready (165-175) or College Ready + Credit (175-200) score levels may be eligible for college credit or certain exemptions.

# Professional Development

As teachers, your expertise and commitment is vital to the thousands of students who have created training resources to guide your GED instruction.



## Webinar Trainings

Learn effective classroom strategies and techniques with our bi-monthly Tuesday development webinar series for educators.

[Access Webinars](#)

## Webinars

Stay in the know from GED® experts.

### Tuesdays for Teachers Webinar Series

Tuesdays for Teachers is a free professional development webinar series designed for educators. This bi-monthly webinar series will take a deeper dive into classroom strategies and techniques for the GED test.

Registration for each webinar opens approximately two weeks before the webinar date. To be notified when registration opens, please sign up for the In Session educator newsletter by clicking the link at the bottom of this page.

Be sure you have the [minimum system requirements](#) for GoToWebinar so you can participate in the webinar.

#### Practice Makes Perfect (AND Could Raise a GED Score by 4 Points!)

[Watch Now](#)

[PowerPoint](#)

[Download Certificate](#)

#### How Can I Make This Work-Teaching GED® Students in the "New Normal"

[Watch Now](#)

[Remote Learning Checklist](#)

[3P Hybrid Teaching Survival Kit 2020](#)

[Priority Standards Download](#)

[Habits of the Mind Chart 2](#)

[Sentence Starters to Speak With Empathy Understood](#)

[Math Skills Calculator Prohibited](#)

[Download Certificate](#)

To find archived sessions, Scroll down, click "Watch More"

[WATCH MORE](#)



# Under “Watch More”

Click a video

**1** Reading to Learn– Strategies to Build Reading Skills for the GED® Test  
GED Testing Service  
WATCHED 1:25:15

**2** Trick or Treat: Mining GED Ready® Score Reports  
GED  
1:35:10

**3** Changes You've Been Asking For: The GED Test Screens & Score Reports  
GED  
WATCHED 1:32:19

**4** One Site Fits All: Welcome to GED.com  
GED  
1:33:19

Reading to Learn– Strategies to Build Reading Skills for the GED Test  
14,718 views · Dec 19, 2018

GED Testing Service  
13.7K subscribers

The ability to read is a vital skill in today's society. Reading is how we discover and learn new things. People who know how to read can educate themselves in any area of life they see fit. We live in an age rich with information; reading is the way to access that information.

**SHOW MORE**

GED Testing Service  
13.7K subscribers

The ability to read is a vital skill in today's society. Reading is how we discover and learn new things. People who know how to read can educate themselves in any area of life they see fit. We live in an age rich with information; reading is the way to access that information. When asked about students' challenges in preparing for the GED® test, adult educators frequently lament the poor, inefficient, and ineffective reading skills of their students. This lack of strong and effective reading skills often leads to students' difficulty in passing portions of the GED® test. This webinar will focus on strategies that can be used to build students' reading skills. Join us as we review some of the reading challenges student face and learn about strategies, activities and resources that can be used in the classroom.

Download the Presentation: <https://bit.ly/2Gvrxba>  
Download the Study Guide: <https://bit.ly/2PLbXYp>  
Download the Vocabulary Strategies: <https://bit.ly/2SY09nv>  
Download the High Mileage Word List: <https://bit.ly/2EALGKv>  
Download the Reading Rate Sample: <https://bit.ly/2rKhy7t>  
Download the Certificate: <https://bit.ly/2ECVtQR>

SHOW LESS

To access the resources for that webinar, click “Show More” under the video

# New Educator Handbook!

## GED® EDUCATOR HANDBOOK



Everything you need to prepare  
students for the GED test



In-depth look at  
GED test content



Recommended  
teaching strategies



How to determine if  
your students are ready

Download at [GED.com/educator\\_handbook](https://GED.com/educator_handbook)

# In Session Educator Newsletter

Stay up-to-date by subscribing

At the bottom of each of the pages is an opportunity to sign up for the In Session Educator Newsletter – please take the opportunity to sign up and stay informed on the latest news, resources, pricing specials, etc.

## In Session Educator Newsletter

SIGN UP TO GET THE LATEST NEWS AND RESOURCES.

GED® Testing Service LLC. | GED® Official Website



[About Us](#)

[Contact Us](#)

[FAQs](#)

[Newsroom](#)

[GEDWorks™](#)

[Accessibility Statement](#)

[Terms and Conditions](#)

[Privacy and Cookies](#)

Copyright © 2018 GED® Testing Service LLC. All Rights Reserved.



# GED Manager Overview

*Roles: Jurisdictional, Student  
Authorized View Role, and  
Corrections Role*



# GED Manager

```
graph TD; GM[GED Manager] --- TA[Test Administrators  
Jurisdictional Access]; GM --- E[Educators  
(GEDPrep Connect)  
Student Authorized View]; GM --- C[Corrections];
```

**Test Administrators**  
**Jurisdictional  
Access**

**Educators**  
**(GEDPrep Connect)**  
**Student Authorized  
View**

**Corrections**

# Common Capabilities Across All Three Roles:



Student Search



Student Test Activity Report



Passers Report



Student Score Reports: GED Ready and GED operational tests

# GED Prep Connect

*Background, accessing students,  
and connecting to new students*



# What can GED Prep Connect Do For You?



Recruit new  
students



Review Progress  
in GED Ready  
Score Reports



Monitor Student  
Success with GED  
exam Score Reporting





Identify  
Graduates



Manage  
Vouchers


# At the time of GED.com Account Creation, student sees this question


  
Chat


Create Account : GED® classes


There may be local GED® classes to help you prepare for the test. Classes are not required.

A GED® class can provide:

Support throughout your GED® journey


Expert instruction on GED® test subjects

Practice for the GED® test

Help with career and college planning

*"Saint Gabriel's Hall is the best thing that ever happened to me. I got the resources that I never had before and the best support system. With all that I made a future for myself."*

— Felix, GED® graduate



Are you interested in attending GED® classes?

☐ Yes

☐ No

Back

Continue



# If yes, student is routed to GED Test Prep Center Selection page

## Local GED® Classes

Choose a GED® Test Prep Center to get expert help preparing for the test. By choosing a center, you agree the center may contact you about enrolling in their program. Choosing a center is optional and is not required to receive adult education services. After you have chosen a center, you can remove or change your center at any time by clicking the button "Remove selection" or by going to Edit Profile.

Select

★

**YMCA of Greater NY Harlem Literacy Zone-23124**  
5 West 63rd St, 6th Fl. New York, NY 10023  
0.4 Miles [Show on Map](#) | [Directions](#)

Select

★

**Riverside Language Program, Inc.-33223**  
270 West 89th Street New York, NY 10024  
1 Miles [Show on Map](#) | [Directions](#)

Select

★

**Herbert Lehman College-23022**  
Ms. Patricia Mullen New York, NY 10036  
1.3 Miles [Show on Map](#) | [Directions](#)


Select


★

**Hostos Community College-23018**  
Ms. Andrea Durkis New York, NY 10036  
1.3 Miles [Show on Map](#) | [Directions](#)

**Kingsborough Community College Tutoring Program-23027**

★ If I see this star above, what does it mean?







# GED Manager Session

For a deeper dive into GED Manager,  
please join us at 1:30pm in room M103  
today!

# Using GEDPrep Connect: Easy as 1-2-3

## Step 1

The screenshot displays the GED Manager web application interface. The top navigation bar includes the following items: GED Manager™, Home (with a house icon), Manage Student (with a user icon and a dropdown arrow), BETA Purchases (with a shopping cart icon and a dropdown arrow), Reporting (with a bar chart icon and a dropdown arrow), and Admin (with a wrench icon and a dropdown arrow). The main content area is divided into three sections. The left section, titled 'Home', contains an 'Actions' box with the text 'Last Login Date: 02/24/202' and 'Password Reset Date: 04/14/2022', and a 'Send Password Reset Email' button. The middle section shows a dropdown menu for 'Manage Student' with the following options: Student Search, Historical Search, Manage Authorizations, View Accommodations, Manage GED® Prep Connect Enrollment (highlighted with a red border), and IDB Search. The right section displays a 'Welcome' message.

# Using GEDPrep Connect: Easy as 1-2-3

## Step 2

GED Manager™ Home Manage Student BETA Purchases Reporting Admin debi.faucette@ged.com Log Out

### Student Search

Click search to apply your filters at GED® Prep Connect Enrollment Status

Date Range: 07/01/2021 to 02/24/2022 Jurisdiction: California Program: GED® Test Prep Center GED® Test Prep Center: Visalia Adult School

Last Name: First Name: City: Phone Number: DOB: mm/dd/yyyy Email: GED ID: Credentialed Status:

Search Export (1000 rows max) Rows Per Page: 25 50

Name	Email	Zip	County	Phone Number	GED® Test Prep Center	GEDWorks	Enrollment Status	Date	Action
Hinojos, Elaine	hinojosmarie@yahoo.com	93291	Tulare	559-623-6469	Visalia Adult School	No	Interested	10/7/21	Edit
Montejano, Rodney	montejanoinc@gmail.com	93277	Tulare	559-368-0663	Visalia Adult School	No	Interested	9/2/21	Edit
Shaw, Dustin	tattoosbydshaw@gmail.com	93277	Tulare	559-300-7978	Visalia Adult School	No	Interested	1/25/22	Edit
Garcia, Cynthia	cyngarcia540@gmail.com	93292	Tulare	559-544-3629	Visalia Adult School	No	Interested	2/20/22	Edit
Last, First	@gmail.com	93291	Tulare	559-	Visalia Adult School	No	Interested	10/7/21	Edit
Last, First	@gmail.com	93277	Tulare	559-	Visalia Adult School	No	Interested	9/2/21	Edit
Last, First	@gmail.com	93277	Tulare	559-	Visalia Adult School	No	Interested	1/25/22	Edit
Last, First	@gmail.com	93292	Tulare	559-	Visalia Adult School	No	Interested	2/20/22	Edit
Last, First	@gmail.com	93292	Tulare	559-	Visalia Adult School	No	Interested	9/15/21	Edit
Last, First	@gmail.com	93291	Tulare	559-	Visalia Adult School	No	Interested	2/21/22	Edit
Last, First	@yahoo.com	93221	Tulare	559-	Visalia Adult School	No	Interested	8/23/21	Edit

# Using GEDPrep Connect: Easy as 1-2-3

## Step 3

The screenshot displays the GEDPrep Connect interface. At the top, there are fields for 'Jurisdiction' (California), 'Program' (GED® Test Prep Center), and 'GED ID' (Visalia Adult School). Below these are fields for 'Phone Number', 'DOB', 'Email', 'GED ID', and 'Credentialed Status'. A modal window titled 'Update GED® Prep Student Enrollment Status' is open in the center. It contains the following information:

- Student: Student Name
- Current Status: Interested
- A dropdown menu showing 'Interested' with a downward arrow.
- A 'Notes:' section with a text area.
- 'Cancel' and 'Confirm' buttons at the bottom.

In the background, a table is visible with columns for 'Zip', 'GEDWorks', and 'Enrollment Status'. The table contains several rows of data:

Zip	GEDWorks	Enrollment Status
93291	No	Interested
93277	No	Interested
93277	No	Interested
93292	No	Interested
93292	No	Interested
93291	No	Interested

# Make the Connection! GED Ready Score Reports and Instruction

7/6/2018 MyGED®: Score Report

## GED Ready® - Reasoning Through Language Arts

**My Score: 139**  
TOO CLOSE TO CALL  
Test Date: 01/17/2018

**How I Can Score Higher**

### Reading for Meaning

Skill You Can Improve	Publisher Study Recommendations ⓘ
•Analyze how details develop the main idea (Example: causes, reasons)	Select your study material from the dropdown above to get study recommendations
•Analyze how the organization of a paragraph or passage supports the author's ideas	
•Infer the author's purpose when it is or is not stated	
•Understand how the use of words, phrases, or figurative language influences the author's intent	
•Make inferences about plots, sequence of events, characters, settings, and ideas	

<https://app.ged.com/portal#/scoreReport?examResultId=8082147> 1/3

# GED Ready® - Assessing Readiness

## Three Score Level Indicators on GED Ready®

Not Likely to Pass	Too Close to Call	Likely to Pass
100-133	134-144	145-200

## GED Score Report:

- GED Ready®
- GED Exam

# GED® Ready

<b>Realistic practice opportunity</b>	Computer based and same platform as GED® test
<b>Standardized and normed</b>	Same norming and standardization study as official test
<b>Predictive</b>	Tells students if they are likely to pass
<b>Half-length</b>	4.25 hours in length



# A “Peek” at Score Reports

- GED Manager provides access to student score reports for both GED Ready and GED operational (“live”) subtests
- There are several ways to access student scores to determine outcomes and to review score reports to help students improve their scores. A “peek” at the student score report follows...

Jonna McDonough - 20200205-1357-5302

GED Ready® Reasoning Through Language Arts

**My Score: 157**

LIKELY TO PASS

Test Date: 04/03/2020

**Congrats Jonna, you're ready to take the GED test!**

Your GED Ready results show you're likely to pass the GED test for Language Arts. Keep the momentum going by scheduling your test!

[SCHEDULE TEST](#)**Student Score**

### Link Your Study Material

We've identified the exact skills you need to work on, based off your GED Ready results. Link a book or online program to see the exact pages/sections for each skill you need to study in the checklist to the left.

**Your linked study Material:**

Scoreboost – Thinking Skills: Critical Thinking for Reading, Science, and Social Studies

[Change >](#)**Select Student Curriculum**

### Your Skills to Improve Checklist

1/8 completed



Link your study material above

See exactly what pages/sections you need to study, below:



4, 5

Understand main ideas and details

**Review Checklist of lessons in Student Curriculum for further study/remediation**

# Scoring the Extended Response

The screenshot displays the GED website's 'Extended Response Scoring Tools' page. The page is organized into two main columns: English and Spanish. The English column is highlighted with a red box around the 'ER Resource Guide for Adult Educators' link. The Spanish column is also highlighted with a red box around the 'ER Resource Guide for Adult Educators - in Spanish' link. A red arrow points from the 'Top Resources' section on the left to the English section.

**GED TESTING SERVICE**

About The Test Study Grads and Transcripts Blog

Search English - US Educators & Admin Log In SIGN UP

**GED Program Overview** **Teaching the GED® Test** **Free Classroom Materials** **Study Guides** **Extended Response Scoring Tools** **Teaching Resources** **Professional Development** **Prep Products** **Promote Your Program** **State Policies** **Test Administration** **GED Manager & GEDPrep Connect** **GED Option**

**Top Resources**

Professional Development Training [View Resource](#)

Resources to Guide Your Instruction

**Extended Response Scoring Tools**

The Extended Response item on the Reasoning Through Language Arts test gives students a chance to demonstrate important critical thinking skills. These scoring tools will help you understand how the Extended Response is scored.

**Reasoning Through Language Arts - Extended Response Scoring Tools**

**English**

[ER Resource Guide for Adult Educators](#)  
[ER Resource Guide for Adult Educators - Taxation and Revenue](#)  
[Scoring Tool for the GED Ready® practice test](#)  
[GED Ready® Practice Test ER and Source Texts](#)

**Spanish**

[ER Resource Guide for Adult Educators - in Spanish](#)  
[ER Resource Guide for Adult Educators - Taxation and Revenue - in Spanish](#)  
[Scoring Tool for the GED Ready® practice test - in Spanish](#)  
[GED Ready® Practice Test ER and Source Texts - in Spanish](#)

Search English - US Educators & Admin Log In SIGN UP

# GED Ready RLA Extended Response Scoring tool

- Educators score the Extended Response (ER) on the GED Ready Reasoning Through Language Arts (RLA) exam – it is intended to be an instructional tool to provide feedback to improve test taker outcomes
- [Scoring tool is available in English and Spanish](#)
- The tool guides Educators to assess student performance across all three traits
- More information on the ER traits assessed found in Chapter 3 of the [Assessment Guide for Educators](#)

# More Student Resources



# Study Materials



## GED Live

Live, online classes taught by expert instructors to prepare students to pass the GED test



## GED+

An all-inclusive study product for students modeled after GEDWorks

**GED Flash™**

**GED Flash**

**GED PLAY**

**GED Play**



[shop.gedmarketplace.com](https://shop.gedmarketplace.com)

**GED Marketplace**





# GED® Partnering Publishers

- The GED Program recognizes trusted publishers who develop curriculum materials that are 100% aligned with the GED test.
- Explore the variety of materials offered by each publisher and equip your students with the preparation they need to succeed.

[Visit GED Partnering Publishers](#)

# GED Manager Access Requests

Access to GED Manager is subject to State Rules/Policy

To apply, complete request form found here:

[https://ged.com/educators\\_admins/test\\_admin/ged\\_manager/ged\\_manager\\_request\\_form/](https://ged.com/educators_admins/test_admin/ged_manager/ged_manager_request_form/)

# Your State Relationship Team:

**Adora Beard**      [adora.beard@ged.com](mailto:adora.beard@ged.com)

*AL, MD, DC, VA, Puerto Rico*

**Brian Smith**      [brian.smith@ged.com](mailto:brian.smith@ged.com)

*FL, GA, PA, IL, SC, AK, DE, SD, Bermuda, Guam*

**Debi Faucette**      [debi.faucette@ged.com](mailto:debi.faucette@ged.com)

*CA, AR*

**Scott Salesses**      [scott.salesses@ged.com](mailto:scott.salesses@ged.com)

*CT, KY, MA, NJ, NY, OH, OR, RI, NY*

# Your State Relationship Team:

**Jonna McDonough Forsyth** [jonna.mcdonough@ged.com](mailto:jonna.mcdonough@ged.com)

*WA, ID, WY, OK, TX, MS, NC, CA\**

**Liz Lanphear** [elizabeth.lanphear@ged.com](mailto:elizabeth.lanphear@ged.com)

*AZ, CO, HI, KS, NV, NM, UT, NE, ND*

**Melissa Hultstrand** [melissa.hultstrand@ged.com](mailto:melissa.hultstrand@ged.com)

*MI, MI Prisons, MN, VT, US Virgin Islands, CAN, FBOP*

# Thank You!

Jonna Forsyth  
(512) 202-1316

[Jonna.mcdonough@ged.com](mailto:Jonna.mcdonough@ged.com)

Liz Lanphear  
(913) 283-0121

[Elizabeth.Lanphear@ged.com](mailto:Elizabeth.Lanphear@ged.com)

**Communicate with GED Testing Service:**

[help@ged.com](mailto:help@ged.com)

