



youinspire

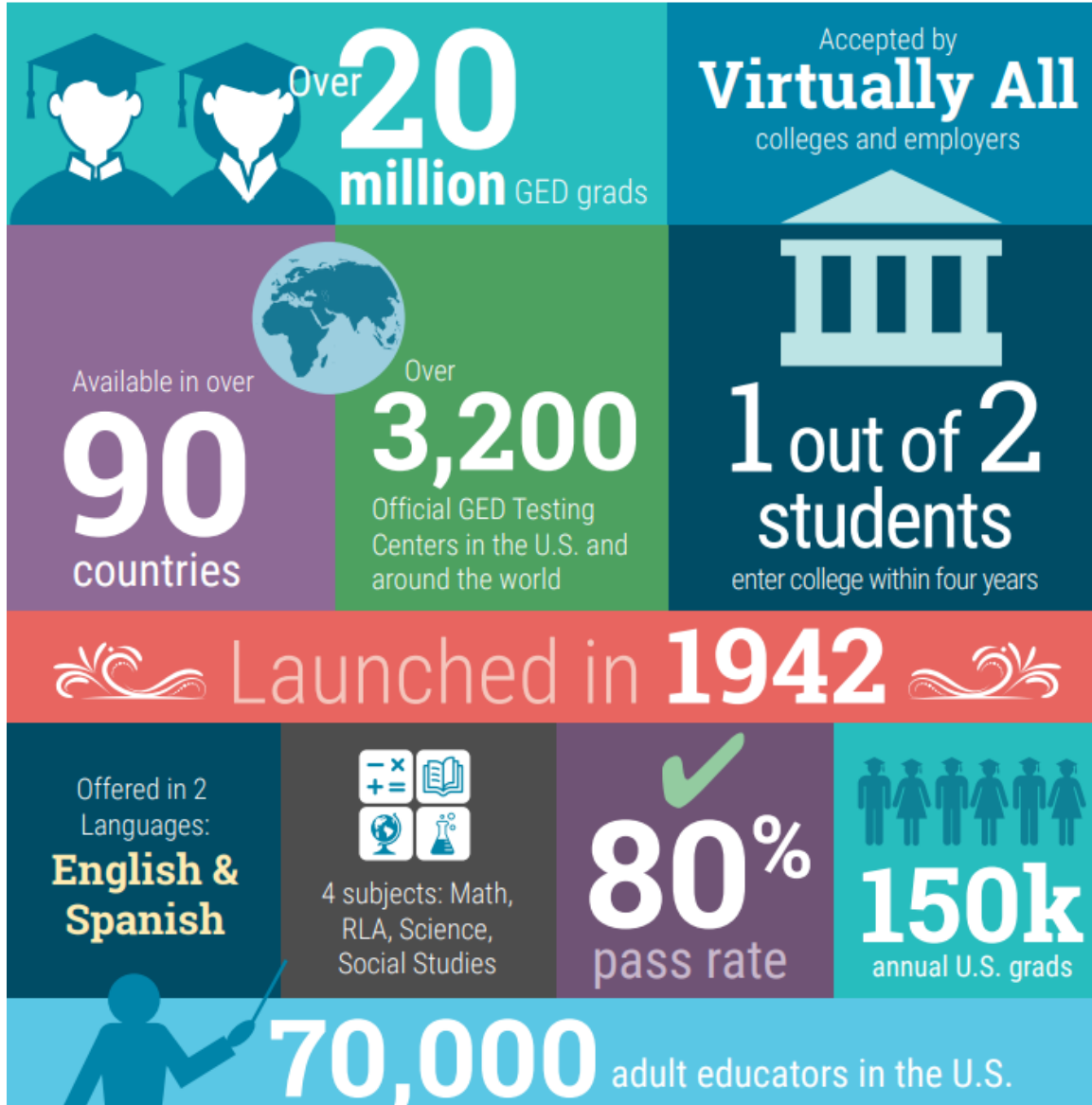
2023 GED CONFERENCE

GED[®] Tools and Resources for Corrections Educators

Melissa Hultstrand



GED BY THE NUMBERS



Session Agenda



National Stats

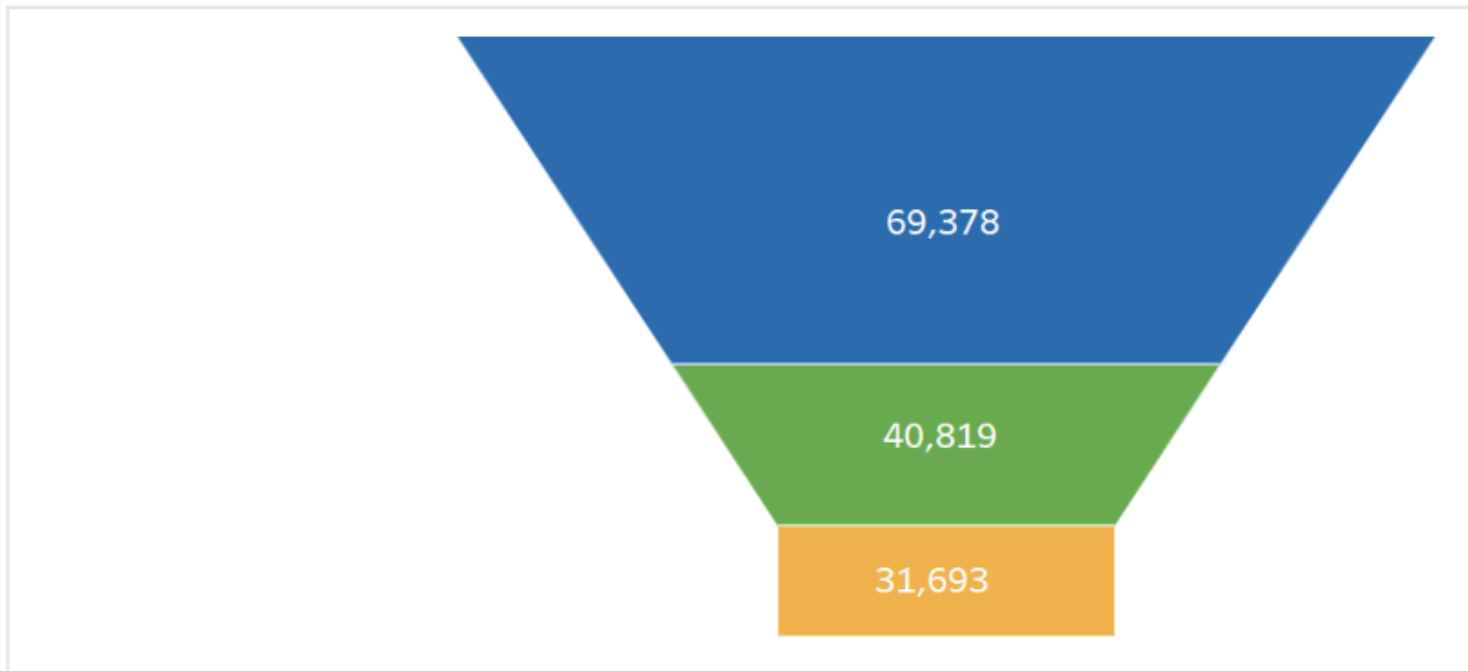


Corrections Nationwide 2019

GED Test
226,692

GED Ready Test
158,627

Test Taker to Passer Funnel

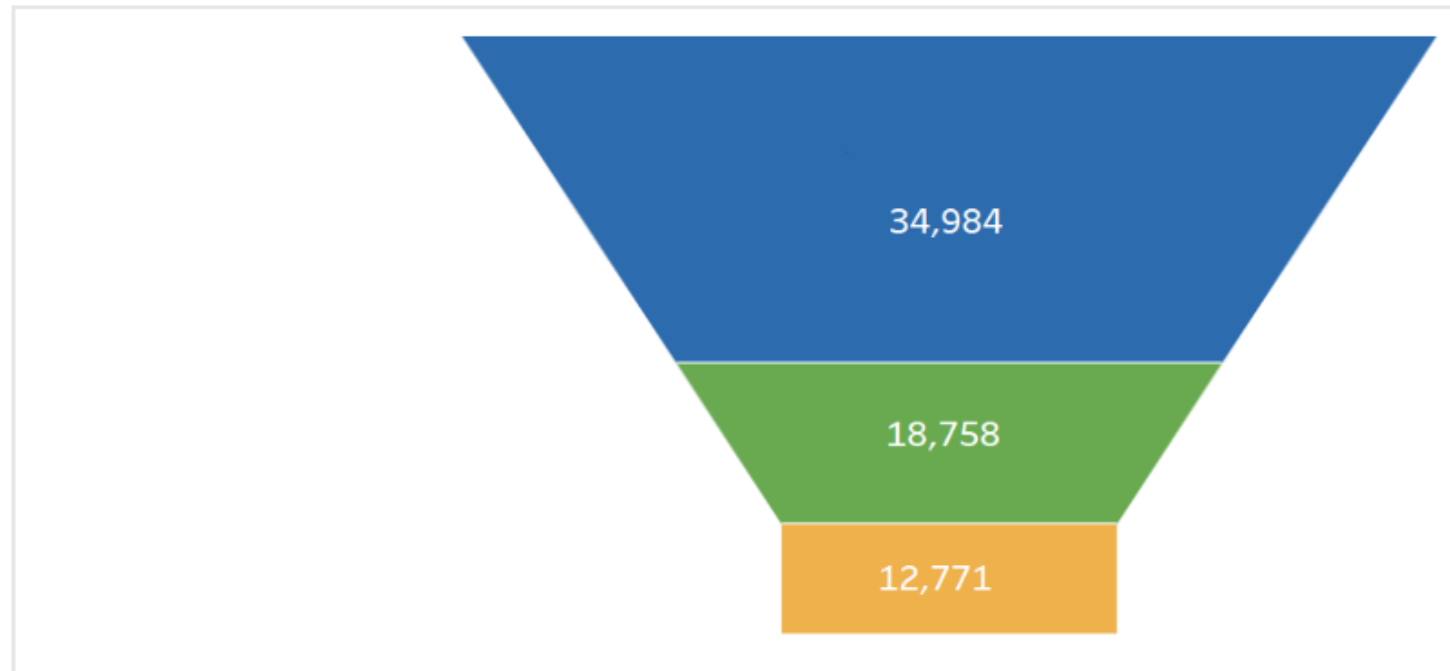


Corrections Nationwide 2020

GED Test
91,520

GED Ready Test
57,363

Test Taker to Passer Funnel



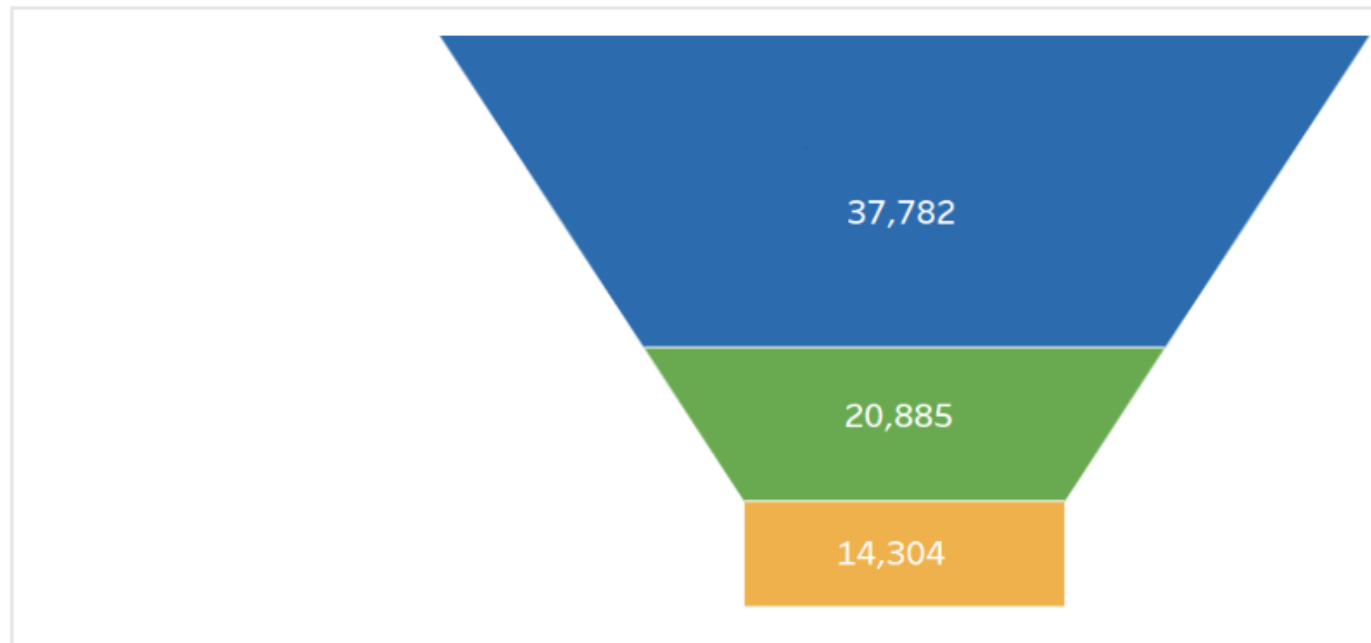
Copyright © 2020 GED Testing Service LLC. All rights reserved.
Confidential and Proprietary

Corrections Nationwide 2021

GED Test
114,107

GED Ready Test
76,488

Test Taker to Passer Funnel



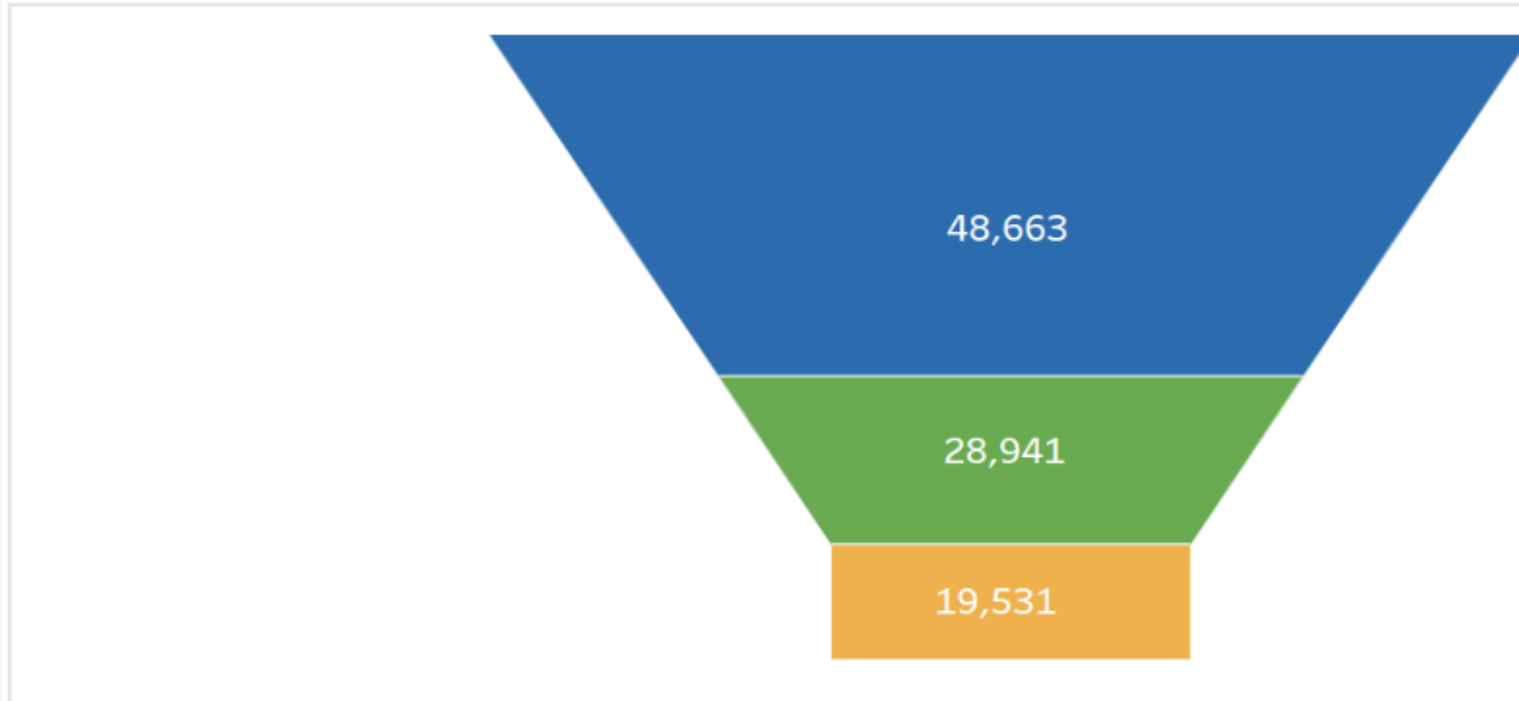
Copyright © 2020 GED Testing Service LLC. All rights reserved.
Confidential and Proprietary

Corrections Nationwide 2022

GED Test
156,678

GED Ready Test
70,649

Test Taker to Passer Funnel



Copyright © 2020 GED Testing Service LLC. All rights reserved.
Confidential and Proprietary

Corrections Nationwide 2023 (Jan 1 - June 30)

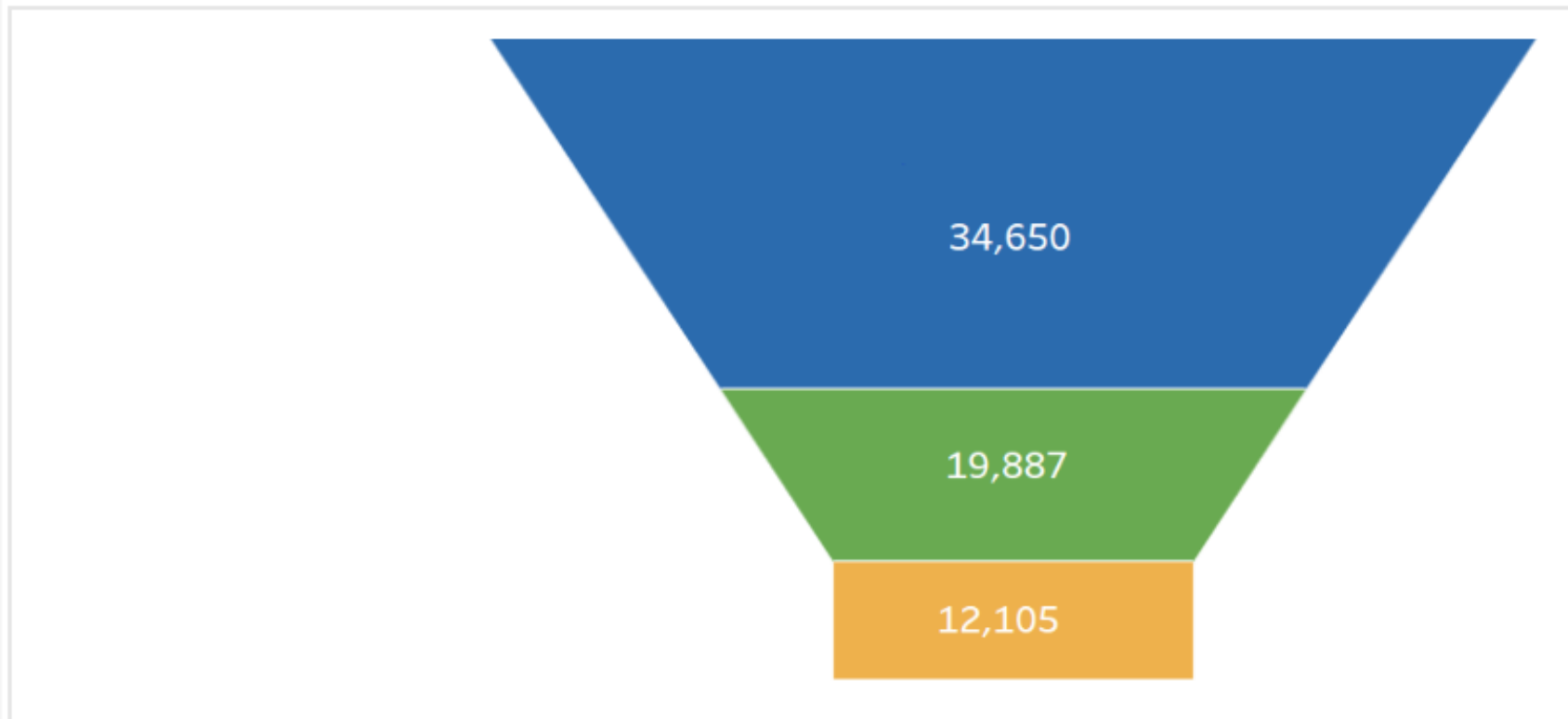
GED Test

94,762

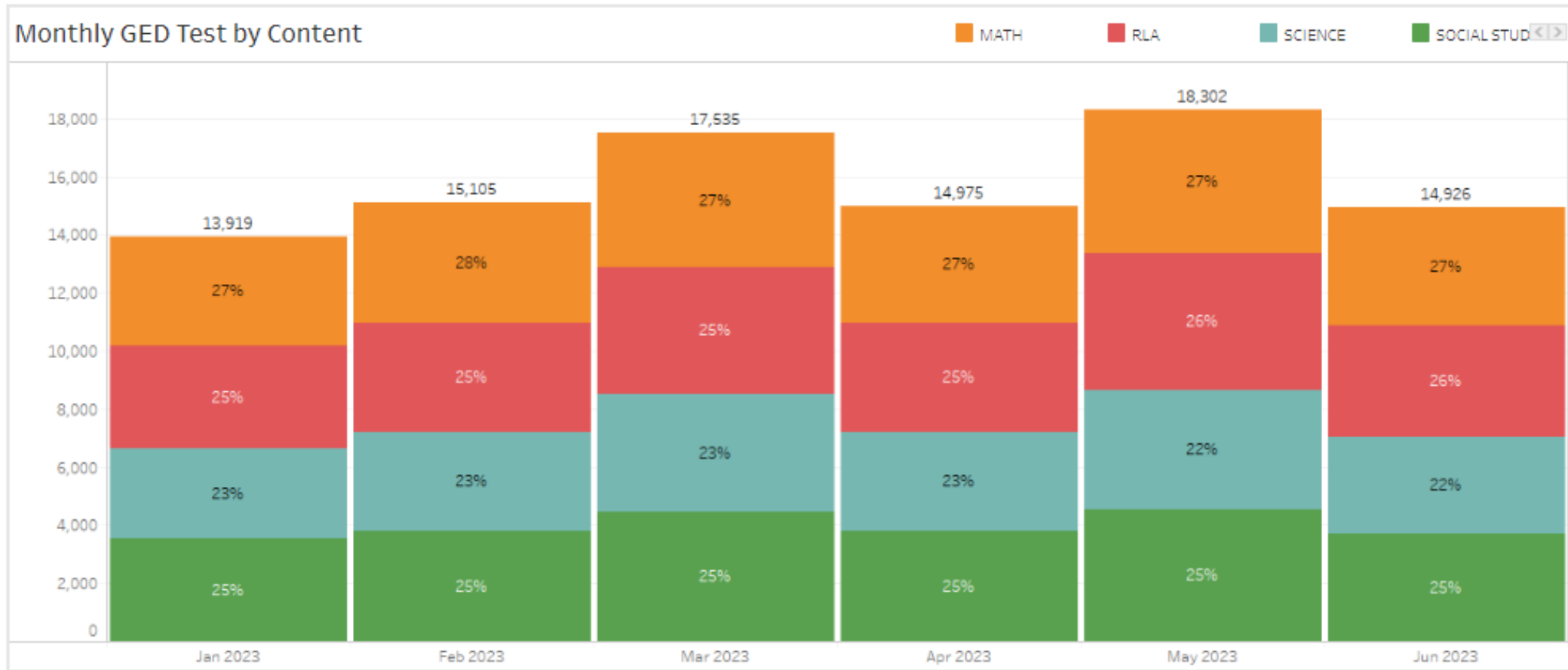
GED Ready Test

42,347

Test Taker to Passer Funnel

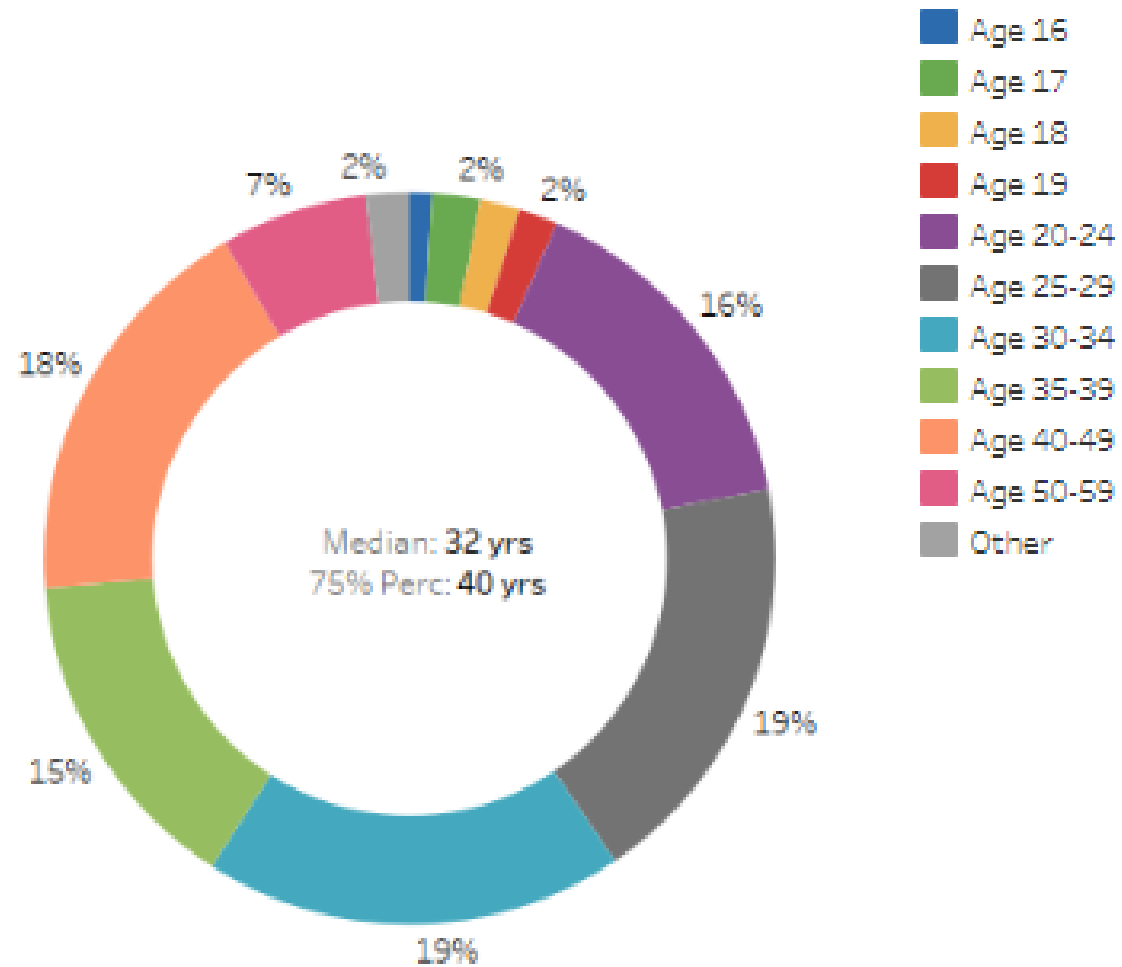


2023 Monthly GED Test by Content

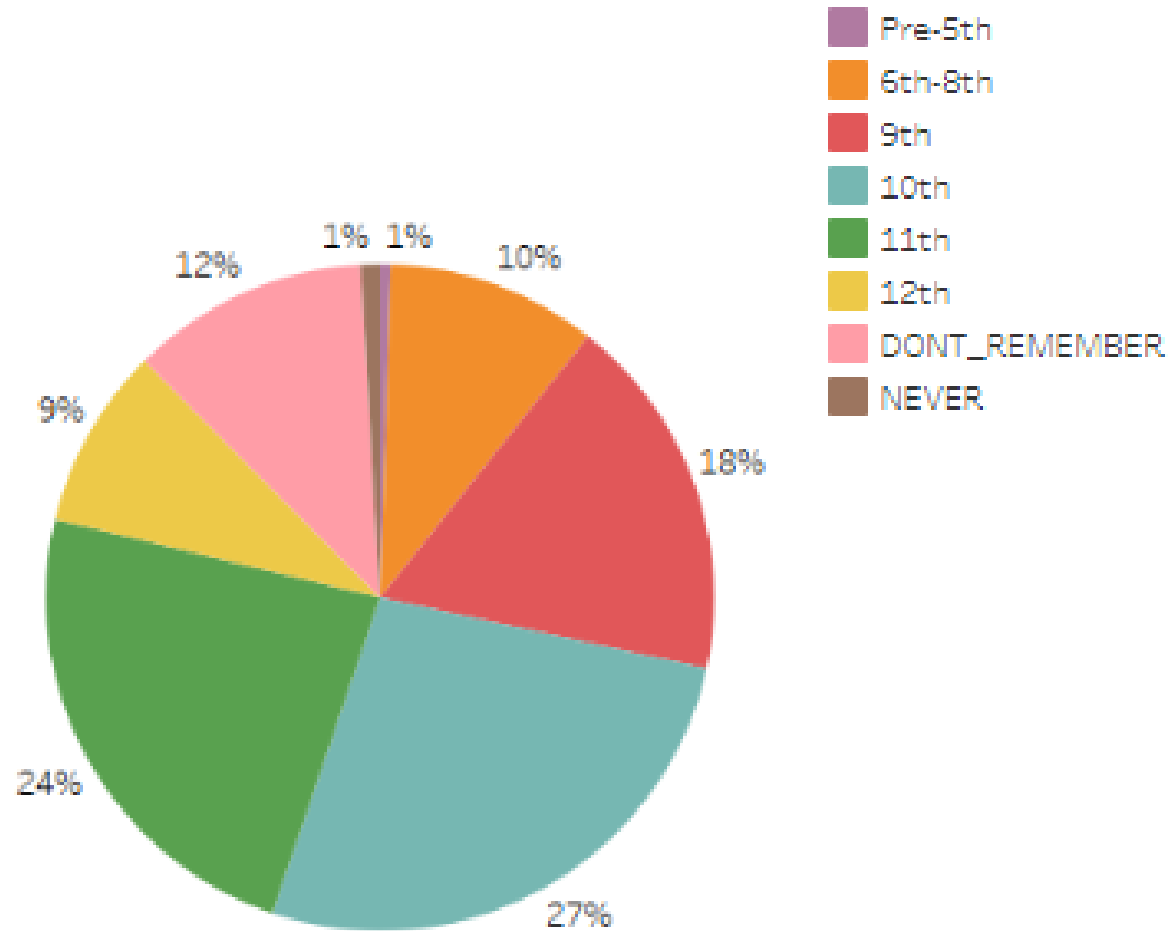


Copyright © 2020 GED Testing Service LLC. All rights reserved.
Confidential and Proprietary

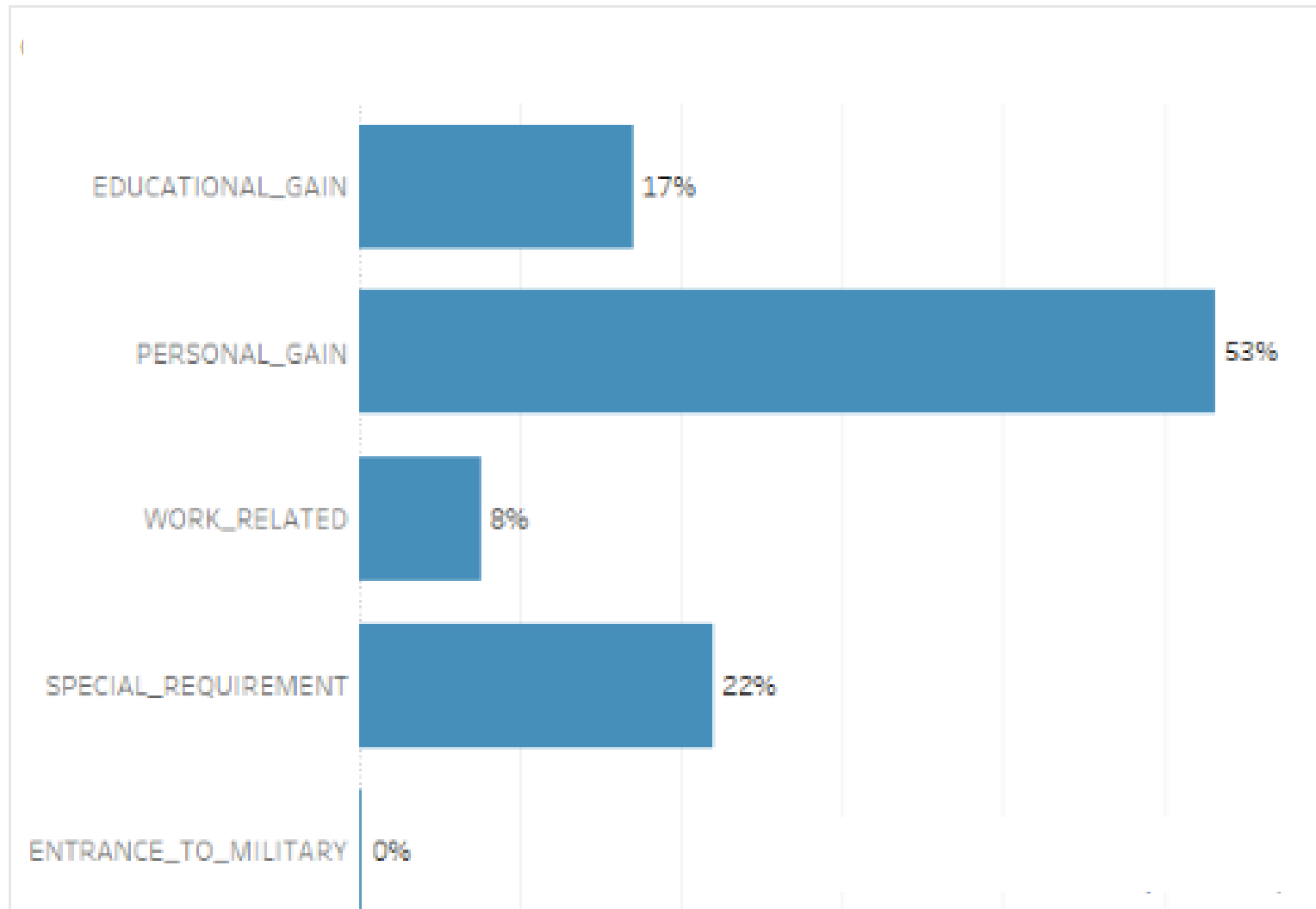
Age Group



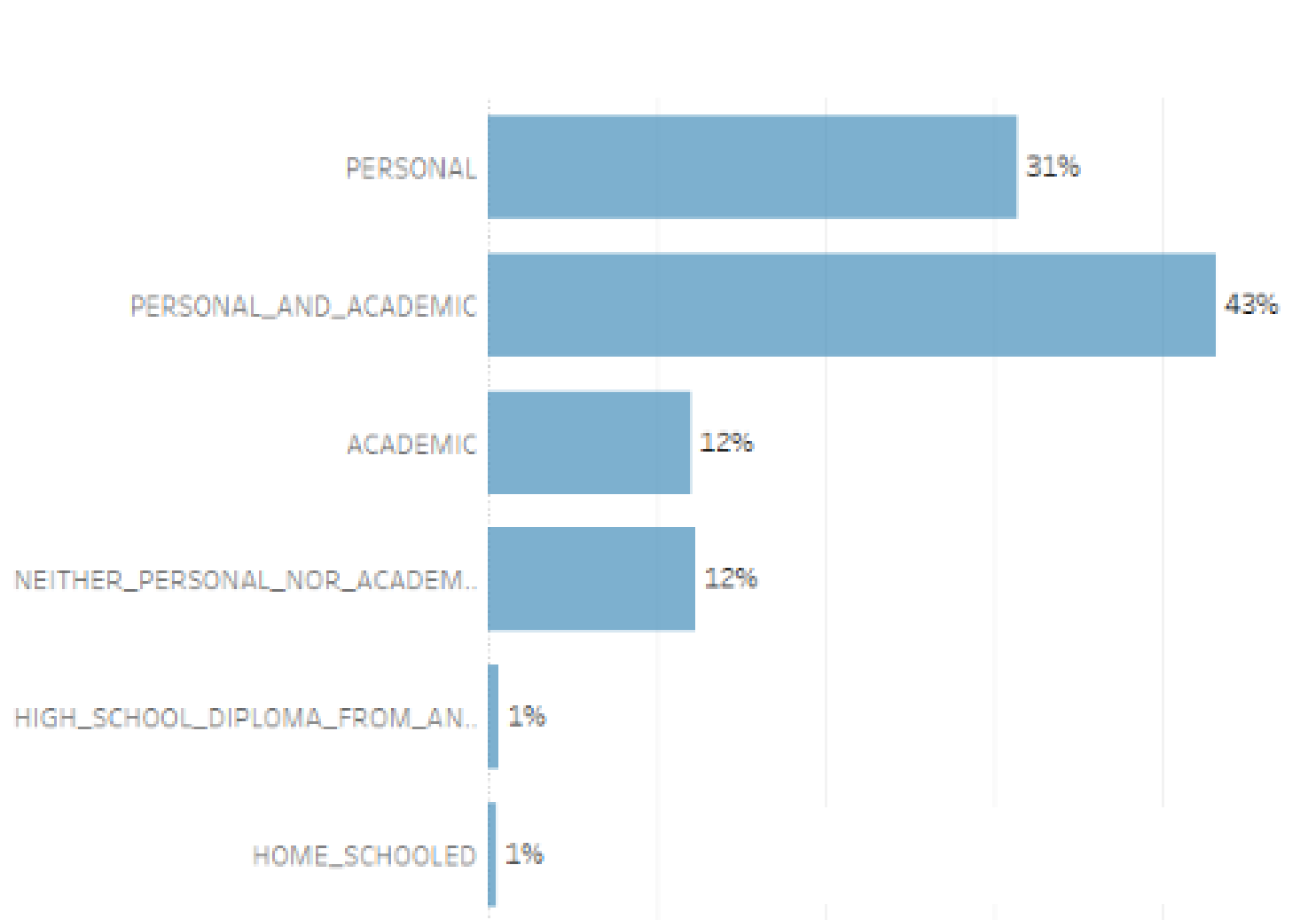
Highest Grade Completed



% of Test Takers by Testing Reason



% of Test Takers Reason for not Completing School



Important Updates

GED Manager Multi-Factor Authentication (MFA): Coming Soon!



After logging into GED Manager, users will see a new “Edit Profile” option when they click on their email address

A screenshot of the GED Manager web application interface. The top navigation bar is teal and contains the following items: "GED Manager", "Home", "Manage Student", "GED Direct", "Reporting", and "Admin". On the right side of the navigation bar, there is a user profile dropdown menu for "j_mn@ged.com" with a "Log Out" link. The main content area has a header "Home" and a welcome message "Welcome to GED Manager Sally!". Below this, there are two main sections: "Actions" and "GED Direct Dashboard". The "Actions" section shows "Last Login Date: 06/26/2023 08:08:25 AM" and "Password Reset Date: 09/13/2023 06:25:27 PM" with a "Send Password Reset Email" button. The "GED Direct Dashboard" section shows a green notification "Order #279825 has been fulfilled. View Order History" and a "GED Ready Practice Tests" section with three columns: "Unassigned" (0), "Assigned" (0), and "Used" (0). A red box highlights the "Edit Profile" button in the user profile dropdown menu.

GED Manager MFA: Coming Soon!

Users will be able to add a profile picture and update their name.

NOTE:

*Users don't need to enter a phone number. If they choose not to they can use their email address to complete the MFA each time going forward



MFA will begin on July 25, 2023


A screenshot of the GED Manager web application's "Edit Profile" page. The page has a blue header with navigation links: "GED Manager", "Home", "Manage Student", "GED Direct", "Reporting", and "Admin". Below the header, the page title "Edit Profile" is displayed. A "Back" button is visible in the top left. The main content area features a large grey circle placeholder for a profile picture, with a note below it stating: "Profile picture must be less than 256KB in size and for best results choose a square image." Below this are three input fields: "First Name" (containing "Sally"), "Last Name" (containing "Staff"), and "Mobile Phone Number" (which is empty). A large red arrow points from the left towards the "Mobile Phone Number" field. At the bottom of the form are "Submit" and "Cancel" buttons.

Software Installation: Cloud Computing Technology (CCT) is available for Correctional Facilities

CCT software delivers the GED test with some advantages over the standard software install.

- CCT software install is **faster to install** than the standard software.
- CCT **functions as a server** in large testing centers with 15 or more computers.
- Software updates are handled **via the cloud** (not manually).
- Requires **internet connectivity** that is stable and reliable.
- You must be a **GED Only** center in order to go the CCT route.

Software Installation: Cloud Computing Technology (CCT) is available for Correctional Facilities continued....




Managed VTS service

Will always be on a recent, working version of VTS

Pearson now handles VTS upgrades as well as patching underlying OS. Typically, the VTS upgrades are a pain point and they are handled by Pearson.

VTS software stack replaced by much easier to manage client with significantly reduced maintenance requirements

Any VTS upgrade issues are handled by Pearson, including rollbacks




Reduced hardware requirements

VTS replaced by simpler CCT client

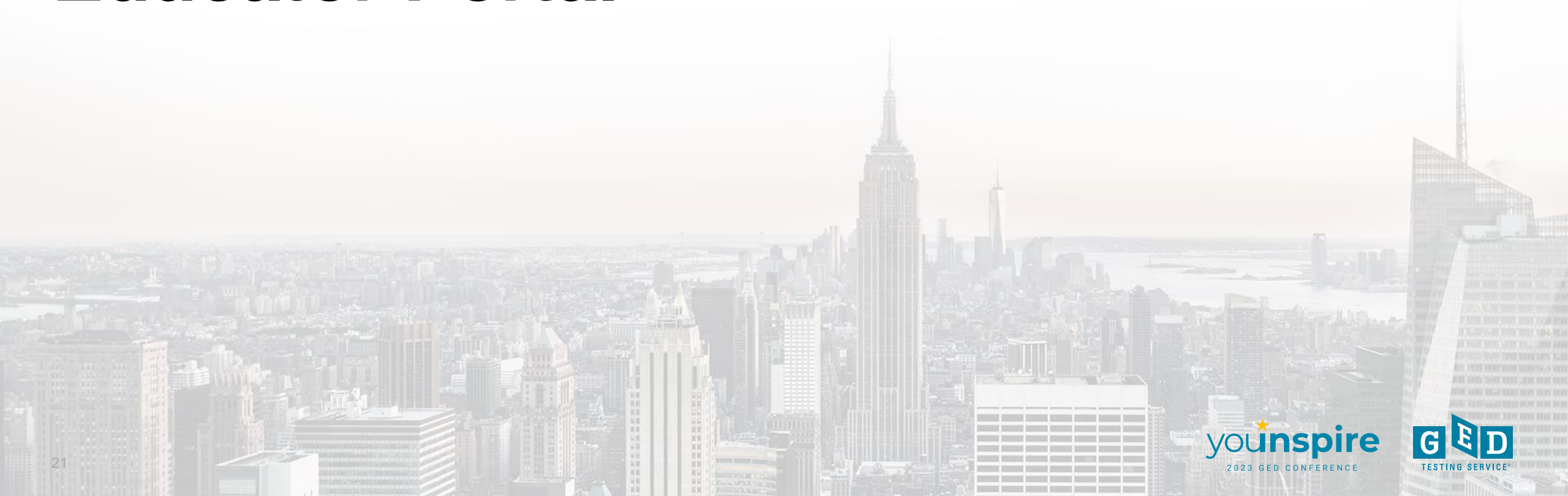
Smaller memory footprint, lower storage requirement. If using a virtualized environment the storage requirements will be reduced

Delivering GED® Tests on Chromebooks?

We are currently piloting
with Michigan DOC



Educator Portal



https://ged.com/

A screenshot of the GED Testing Service website homepage. The header includes a search bar, language selection (English - US), and a link for 'Educators & Admins' which is circled in red. Navigation links for 'About The Test', 'Study', 'Grads and Transcripts', and 'Blog' are present. A 'Log In' link and a 'SIGN UP' button are also visible. The main content area features a large image of a smiling woman with a young child. Text on the page reads: 'go to college I can be a role model earn my GED'. A white box contains the text: 'Students can now take the GED test online. Learn more about eligibility and how it works [here](#).' At the bottom, a welcome message states: 'Welcome to the home of the GED® test, your official online resource to prepare for and earn your high school equivalency diploma.'

GED TESTING SERVICE

About The Test Study Grads and Transcripts Blog

English - US **Educators & Admins**

Log In SIGN UP

go to college
I can be a role model
earn my GED

Students can now take the GED test online. Learn more about eligibility and how it works [here](#).

Welcome to the home of the GED® test, your official online resource to prepare for and earn your high school equivalency diploma.

Educator Portal

- GED Program Overview >
- [Why GED?](#)
- [College Readiness](#) v
- [Workforce Development](#) v
- [GEDWorks Program](#)
- [In Session Blog](#)
- Teaching the GED® Test v
- State Policies
- Test Administration v
- GED Manager & GEDPrep Connect
- GED Option

Test pricing and retake rules will change in some states on July 1, 2023. See your [state policy page](#) and [these FAQs](#) for more information. Note: We have extended the limited-time offer of up to 2 discounted retakes for exams taken in test centers, as long as both retakes are completed by June 30, 2024.



GED Program Overview

Top Resources

- Professional Development Training
[View Resource](#)
- Resources to Guide Your Instruction
[View Resource](#)
- Free Classroom Materials
[View Resource](#)

Announcements



GED Conference

Join adult education thought leaders for new ways to inspire students at the annual GED Conference. Hear from motivational speakers and connect with educators from around the country through workshops and networking.

[Register Today](#)



Why GED?

For more than 75 years, the GED has been a path to a better future for millions, the only high school equivalency program with proven outcomes and accepted by virtually all U.S. colleges and employers.

[Learn More](#)



College Readiness


GED students who attain scores on any subject within the College Ready or College Ready + Credit score levels may be eligible for college credit or certain exemptions.

[View GED College Ready Details](#)

Test Administration



GED Program Overview	▼
Teaching the GED® Test	▼
State Policies	
Test Administration	>
Become a Test Center	
Managing Your Test Center	
Administration Policies	
Testing in Corrections	
Test Center Support Lines	
Test Accommodations	
GED Manager	
Top Resources	



Become a Test Center

Turn your adult education or community center into an official GED® testing location in your area.

Managing Your Test Center

Need how-to guides to help with test administration and program support? We've got what you need right here.

How to Guides



- We have assembled a handy list of print-ready guides that provide step-by-step instructions complete with screenshots to help you breeze through administrative matters.



GED Testing in Corrections

The GED® test is offered in many correctional facilities across the country. As the policies and procedures differ from traditional testing centers, here's what you need to know to administer the GED program in your facility.

Corrections Basics



- Computers are required but you do not need internet access during testing
- The GED Ready® practice test and GED test software can be downloaded to computers
- Tests can be taken on laptops
- An offline version of the 2014 GED test tutorial is also available. [Learn how to access it.](#)
- Alternative security protocol is used for identifying testers and monitoring testing
- Test fees apply in addition to software costs
- [Frequently Asked Questions](#)

Student Set Up



As a Corrections Test Center Administrator, you can:

- Create and manage accounts for testers in [GED Manager™](#). See info on [how to get access](#) to GED Manager™.
- We have assembled a handy list of print-ready guides that provide step-by-step instructions complete with screenshots to help you breeze through administrative matters. [Click on the guide you would like to view.](#)
 - [Passers Report for Corrections](#)
 - [Creating Accounts in GED Manager](#)
 - [Manages Students/Student Search](#)
 - [Releasing Student from Program](#)
 - [Accessing Account after Release](#)
 - [Test Center Support Line](#)

Scheduling



Scores



How to Run a Passers Report



Passers Report for Corrections

PURPOSE: To provide direction on how to view reports that list Testers who have credentialed within a specific time period.

Retrieving Passers Report

1. After logging into GED Manager™, click on the small arrow that is to the right of the word "Reporting" and then click on "Passers Report" (See Figure 1).



Figure 1: GED Manager Log In

2. Next, the "Passers Report/Passer Search" screen will appear (See Figure 2).

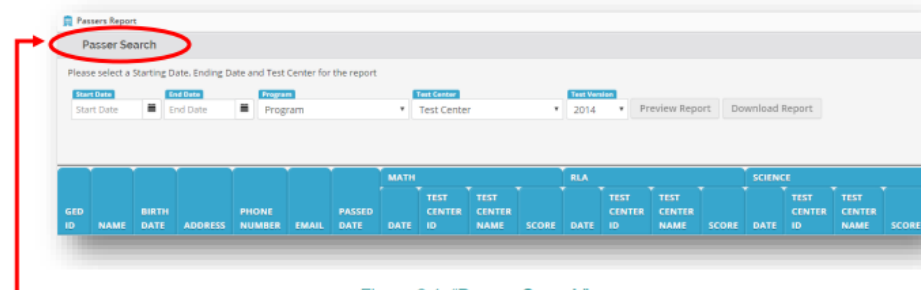


Figure 2.1: "Passer Search"
Figure 2: Passers Report Screen

How to Release a Student from a Program

Steps to Release from a Program

1. Find out what email address the Student would like to use.
2. Pull up the Student's account in the "Student Search" section of GED Manager. Once you are in their account, click on the "Release From Program" button (See Figure 2).

View Student: Richardson, Candice

Back to Student Search

Student Detail

First Name:	Candice	Phone Number:	642-583-7468 (cell)
Middle Name:	Jhony	Alternate Phone Number:	
Last Name:	Richardson	Age:	47
Email:	3881+1332078@gmail.com	Date of Birth:	03/01/1970
Mailing Address:	108 Applegate Dr NE Plymouth MN 55447	Testing Jurisdiction:	MN
County:		Program:	Hennepin County Adult
VUE ID:	239176995	Correction Facility:	
GED ID:	20150505-5752-3578	In Oppress Program:	No
Link to historical record:		IG# (Immrate, Program, etc.):	
Facebook Student:	No	Student:	Yes
		GED Test Prep Certified:	
		Last Updated:	09/07/2017 06:58:44 AM
		Last Login:	
		Browser Language:	English
		Language at home:	English

Simulate Student Edit **Release From Program**

Figure 2: "Release from Program"

3. Enter a valid email address for the student, then click "Save/Return" (See Figure 3-3.1).

Edit Student Program Information: Richardson, Candice

Back to View Student

Student Detail

Releasing from this program will affect your ability to manage this student's account. Please enter a new email address to continue.

First Name	Middle Name	Last Name
Candice	Jhony	Richardson
Date of Birth	Testing Jurisdiction	
03/01/1970	Minnesota	
Contact email		
abcd123@gmail.com		

Save / Return Cancel / Return

Figure 3: "Contact Email"

Figure 3.1: "Save/Return"

How a Tester can Access Scores after Release

PURPOSE: To provide instructions on how you can gain access to your GED® account after you are released.

1. To get started, be sure that you have an email address. If you need to create one, you can create a free email via [Gmail](#), [Yahoo](#) or [Outlook](#).

Please note if you already gave your email address to your Corrections Officer upon release, skip to Step 7.

2. Call 1-877-392-6433 and follow the prompts to speak to a representative. Call center hours are 7:00 am -7:00 pm CT Monday to Friday.
3. Indicate you were recently released from a correctional facility and would like to access your account. Be prepared to confirm:
 - o Your name
 - o DOB
 - o Last 4 of SSN
 - o The correctional facility you were released from
4. Ask the representative to update your mailing address, phone number, and email address so you can access your account.
5. If you would like assistance scheduling a test let the representative know. They can assist you with scheduling if you have a credit card for payment.
6. Go to [GED.com](#) and click on “Log In” in the top right hand corner.
7. Enter your email that is now associated with your account and click “**Forgot Password**”. You will then receive an email to reset your password. Follow the prompts to change your password and then log in.

- GED Program Overview ▼
- Teaching the GED® Test >
- Free Classroom Materials ▼
- Teaching Resources ▼
- Professional Development ▼
- Prep Products
- Promote Your Program
- State Policies
- Test Administration ▼
- GED Manager & GEDPrep Connect
- GED Option

Top Resources

- 
Professional Development Training
[View Resource](#)
- 
Resources to Guide Your Instruction
[View Resource](#)
- 
Free Classroom Materials
[View Resource](#)

Announcements

Supplement your classroom with our all-inclusive GED+ program. Includes an advisor, study tools, GED Ready and the GED test.
[Get GED+ Vouchers](#)



Free Classroom Materials

We've developed a wealth of free resources to help your students pass the GED® test. Whether you are looking for tutorials, reference sheets, scoring tools, or videos to use in the classroom, you'll find it here.

[Learn More](#)



Teaching Resources

Use these resources to guide your GED instruction. You can get detailed information on the skills students need to demonstrate to pass, what is being assessed in each content area, and more.

[Learn More](#)



Professional Development

No matter what your level of experience, we offer webinars and other training to help you keep your skills and knowledge current.

[Learn More](#)



Prep Products

Find GED-aligned study materials from these leading publishers, all of which have been vetted by GED professionals.

[Learn More](#)



Promote Your Program

We have a wealth of ideas and free marketing materials to help promote the GED program in your adult education center. Find everything you need to recruit students and get them started on a path to a better future.

[Learn More](#)

Teaching the GED Test

Free Classroom Materials

Free Teaching
Materials



Reference Sheets

Many of these resources are available to your students in the testing center on test day. Review these with your students so there are no surprises on test day.

English

[Calculator Reference Sheet](#)

[Mathematics Formula Sheet](#)

[Extended Response Answer Guidelines](#)

Spanish

[Calculator Reference Sheet - Spanish](#)


[Mathematics Formula Sheet - Spanish](#)

[Extended Response Answer Guidelines - Spanish](#)

Calculator Reference Sheet

TI-30XS Calculator Reference Sheet

The calculator reference sheet is provided on most items on the 2014 GED® Mathematical Reasoning Mathematical Reasoning test, as well as certain items on the Scientific Reasoning and Social Studies tests. The calculator reference sheet is provided to test-takers in order to demonstrate the functionality of the onscreen calculator, specifically in terms of what order to click the buttons in complex problems, such as order of operations or calculating with fractions.



BASIC ARITHMETIC	<p>To perform basic arithmetic, enter numbers and operation symbols using the standard order of operations.</p> <p>EXAMPLE</p> $8 \times -4 + 7 =$ <p>The correct answer = -25</p>
PERCENTAGES	<p>To calculate with percentages, enter the number, then .</p> <p>EXAMPLE</p> $40\% \times 560 =$ <p>The correct answer = 224</p>
SCIENTIFIC NOTATION	<p>To perform calculations with scientific notation, use the key.</p> <p>EXAMPLE</p> $7.8 \times 10^8 - 1.5 \times 10^8 =$ <p>The correct answer = 630000000</p>
FRACTIONS	<p>To perform calculations with fractions, use the key. The answer will automatically be formatted in reduced form.</p> <p>EXAMPLE</p> $\frac{2}{9} \times \frac{3}{7} =$ <p>The correct answer = $\frac{2}{21}$</p>

Free Classroom Materials



Extended Response Tools and Practice

Use these resources to improve your students' written responses. The scoring tools help you evaluate and provide feedback to students about their RLA GED Ready[®] written response.

English

[Extended Response Quick Tips](#)

[Extended Response Scoring Tools](#)

[Extended Response Classroom Practice](#)

[Extended Response Classroom Poster](#)

Spanish

[Extended Response Quick Tips - Spanish](#)

[Extended Response Scoring Tools - Spanish](#)

[Extended Response Classroom Practice - Spanish](#)

[Explanation of AE Symbol Tool For Spanish Writing](#)

Scoring the Extended Response



The screenshot shows the GED website interface. At the top, there is a search bar, language selection (English - US), and user options (Educators & Admin, Log In, SIGN UP). The main navigation includes 'About The Test', 'Study', 'Grads and Transcripts', and 'Blog'. A left sidebar menu lists various resources, with 'Extended Response Scoring Tools' highlighted in blue. Below this, there is a 'Top Resources' section with a red arrow pointing to the 'View Resource' link for 'Professional Development Training'. The main content area features a banner for 'Extended Response Scoring Tools' with a background image of two men in a classroom. Below the banner is a paragraph explaining the purpose of the scoring tools. The main heading is 'Reasoning Through Language Arts - Extended Response Scoring Tools'. There are two columns: 'English' and 'Spanish'. Each column contains a list of links, with the 'Scoring Tool for the GED Ready® practice test' link highlighted in a red box in both columns.

GED TESTING SERVICE

About The Test Study Grads and Transcripts Blog

Search English - US Educators & Admin Log In SIGN UP

GED Program Overview

Teaching the GED® Test

Free Classroom Materials

Study Guides

Extended Response Scoring Tools

Teaching Resources

Professional Development

Prep Products

Promote Your Program

State Policies

Test Administration

GED Manager & GEDPrep Connect

GED Option

Top Resources

Professional Development Training View Resource

Resources to Guide Your Instruction

Extended Response Scoring Tools

The Extended Response item on the Reasoning Through Language Arts test gives students a chance to demonstrate important critical thinking skills. These scoring tools will help you understand how the Extended Response is scored.

Reasoning Through Language Arts - Extended Response Scoring Tools

English

- ER Resource Guide for Adult Educators
- ER Resource Guide for Adult Educators - Taxation and Revenue
- Scoring Tool for the GED Ready® practice test**

Spanish

- ER Resource Guide for Adult Educators - in Spanish
- ER Resource Guide for Adult Educators - Taxation and Revenue - in Spanish
- Scoring Tool for the GED Ready® practice test - in Spanish**

GED Ready RLA Extended Response Scoring tool



Educators score the Extended Response (ER) on the GED Ready Reasoning Through Language Arts (RLA) exam – it is intended to be an instructional tool to provide feedback to improve test taker outcomes



[Scoring tool is available in English and Spanish](#)

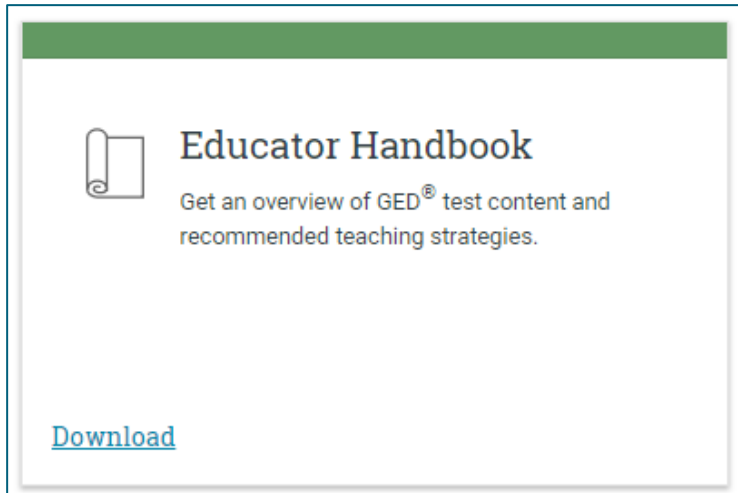


The tool guides Educators to assess student performance across all three traits



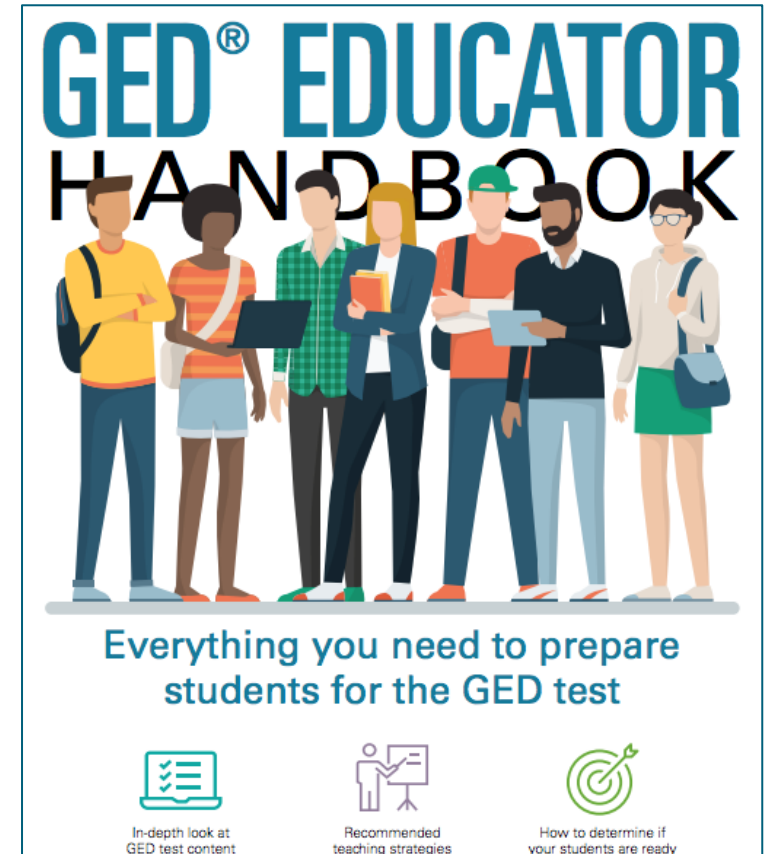
More information on the ER traits assessed found in Chapter 3 of the [Assessment Guide for Educators](#)

Educator Handbook



- Get an overview of GED® test content and recommended teaching strategies.
- In other words:
 - Start here!

Download at
GED.com/educator_handbook



New Educator Checklist!

- Our "New Educator Checklist" is located right inside the new Educator Handbook
- This is designed to help new teachers focus on the most important resources to get them up to speed on being a GED instructor

New Educator Checklist

If you are new to teaching the GED test, here's a checklist to help you get started.

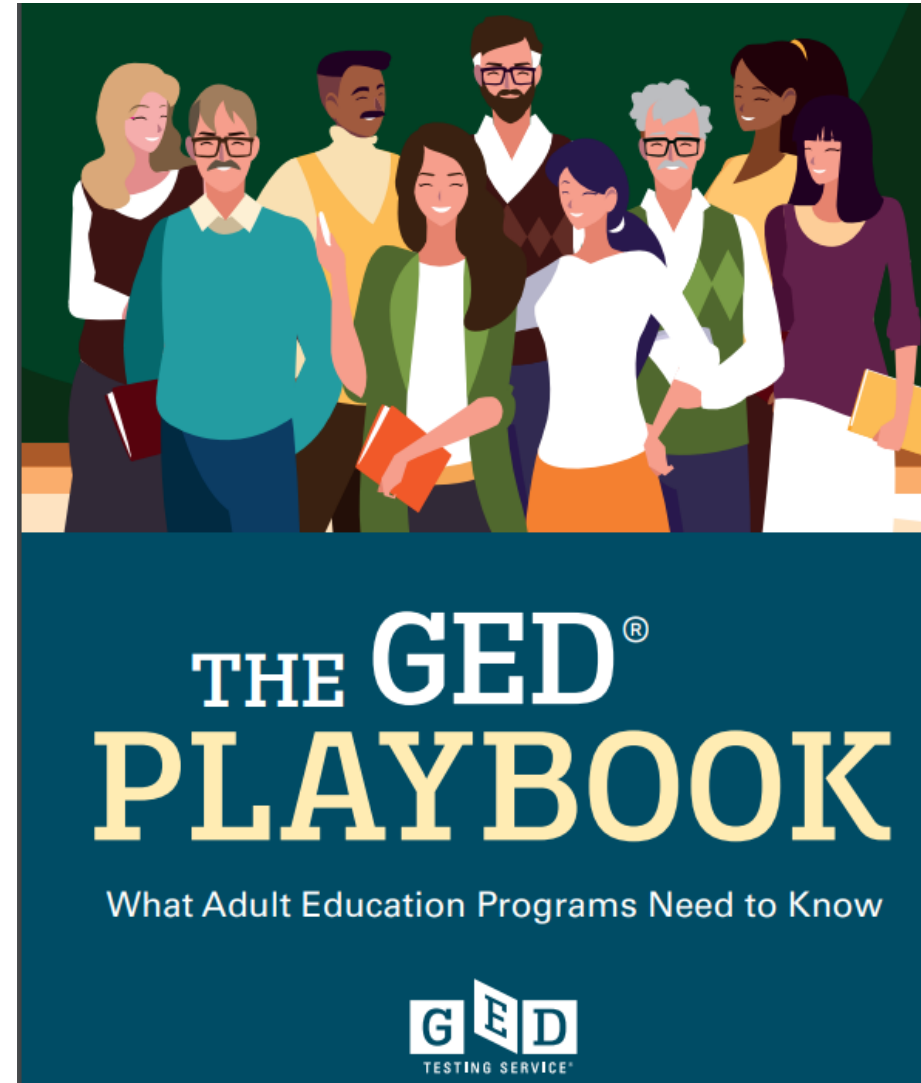
1. First, familiarize yourself with some of the basics of the test and make sure you are receiving our latest updates.
 - ✓ [Sign up for our monthly newsletter, *In Session*](#), to get test updates, helpful resources and program news.
 - ✓ Look through our [student study guides](#). These provide an overview of the skills being tested and include sample problems for each skill.
2. Once you know the basics, now it is time to better understand the student experience in GED.com.
 - ✓ Feel free to create your own [account in GED.com](#) so you understand what your students will go through (please list your last name as "Candidate" so we know you are an instructor).
 - ✓ Take the [free practice test](#) so you understand the format of the test and the different types of questions.
 - ✓ Finally, consider taking a [GED Ready®](#) test, the official GED practice test. This is half the length of the GED test and is highly predictive of how students will perform on the actual test.
 - Make sure you review your detailed score report. This is the report that tells students the areas they need to work on to score higher on the test.
 - Notice that they can select their study materials from the dropdown box to create a customized study plan.
3. After becoming familiar with the student journey, it's time to apply for [GED Manager](#), a free tool designed for adult educators where you can see your students' scores and score reports.
 - ✓ [Apply for access](#) via the [Educators](#) section of GED.com. Each state has different rules on who can gain access.
 - ✓ Once you get access, watch our training on how to effectively use the tool.

Explore these additional tools and resources to help you prepare your students.

GED Playbook

https://ged.com/wp-content/uploads/GED_Playbook_2022-08_1937a_FINAL.pdf

GED® Playbook for the Adult Education Program Directors, Managers, and Instructors is intended to assist in navigating and understanding the GED® program. We hope this will be a good starting point as you learn how to better serve your adult learner



GED Playbook continued....

https://ged.com/wp-content/uploads/GED_Playbook_2022-08_1937a_FINAL.pdf

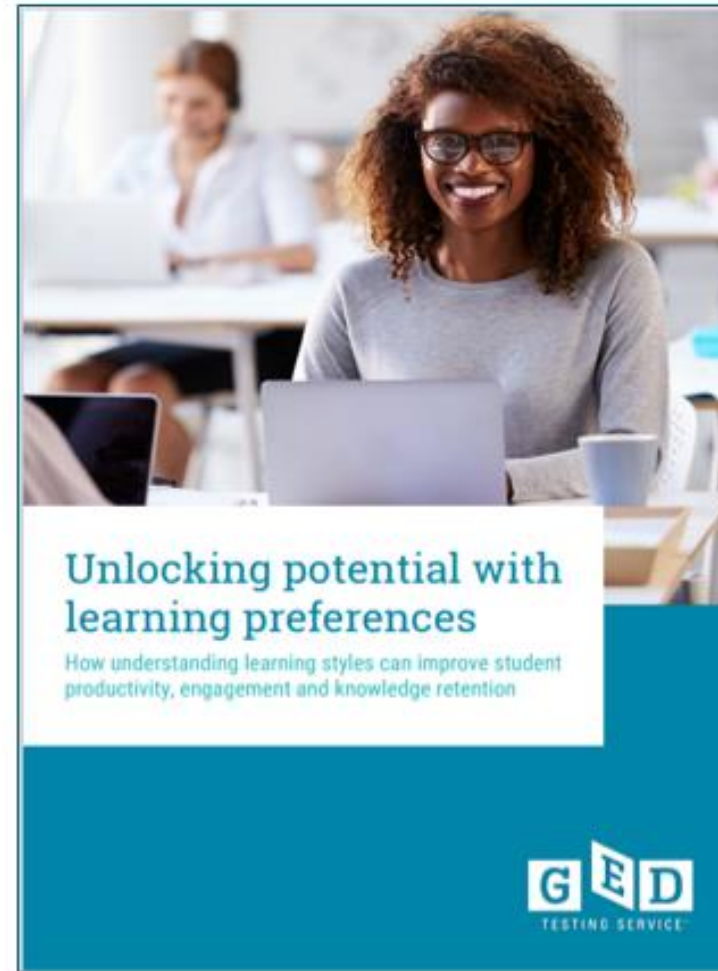
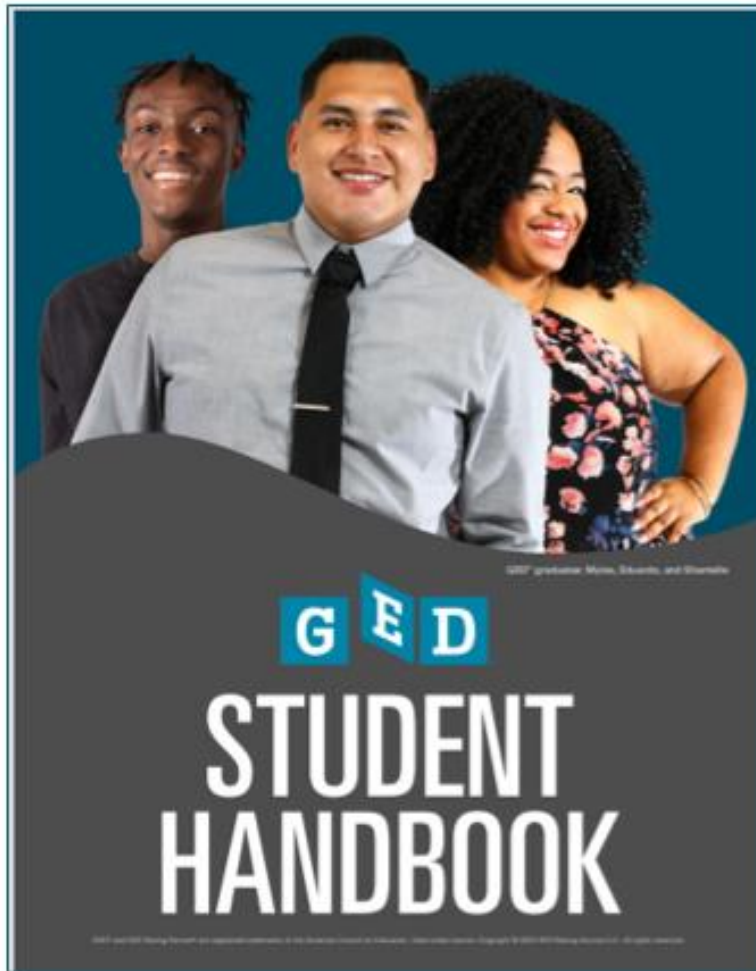
Within this Playbook you'll find dozens of helpful resources and tips for:

Those who oversee and manage the GED adult education programs, including Teachers, and Tutors

Those who provide prepare and plan lessons and are employed by GED education programs or community-based (teachers)

Those who work independently and provide one-on-one instruction to GED students (tutors)

New Resources!



New Resources! Learning Preference Assessment in “Study” section of Tester’s Account

LEARNING PREFERENCE ASSESSMENT

How to study

Everyone learns and studies differently. Your assessment results will tell you how you study the best and match you to tools that align with your style.

[Begin assessment](#)

[See all 7 learning preferences](#)



7 Learning Preferences



Visual (spatial)

Someone who prefers using photographs or pictures. When tasks and information are presented visually, these individuals use their visual memory to learn.



Kinesthetic (physical)

Someone who prefers using their body, hands and sense of touch. For these individuals, learning happens when they physically carry out an activity.



Auditory (musical)

Someone who learns using sound and music. These individuals prefer to hear something in order to learn, and commit it to memory by saying it out loud.



Interpersonal (social)

Someone who prefers to learn in groups or with other people, both verbally and non-verbally. These individuals are both good listeners and communicators.



Intrapersonal (solitary)

Someone who prefers to work alone and focusses best without the distraction of others. These individuals learn best when working through concepts independently.



Verbal (linguistic)

Someone who prefers using words, both in speech and writing. Learning methods for these individuals include mnemonics and repeating back what they have learnt.



Logical (mathematical)

Someone who prefers using logic, reasoning and systems to learn. These individuals easily recognize patterns and connect concepts, and prefer structure and logic when absorbing information.






New Resources! Learning Preference Assessment in “Study” section of Tester’s Account

LEARNING STYLE ASSESSMENT



I find it easy to remember telephone numbers

Pick the answer that best describes you.






 Mostly disagree	 Slightly disagree	 Can't tell	 Slightly agree	 Mostly agree
--	--	---	---	---

LEARNING STYLE ASSESSMENT



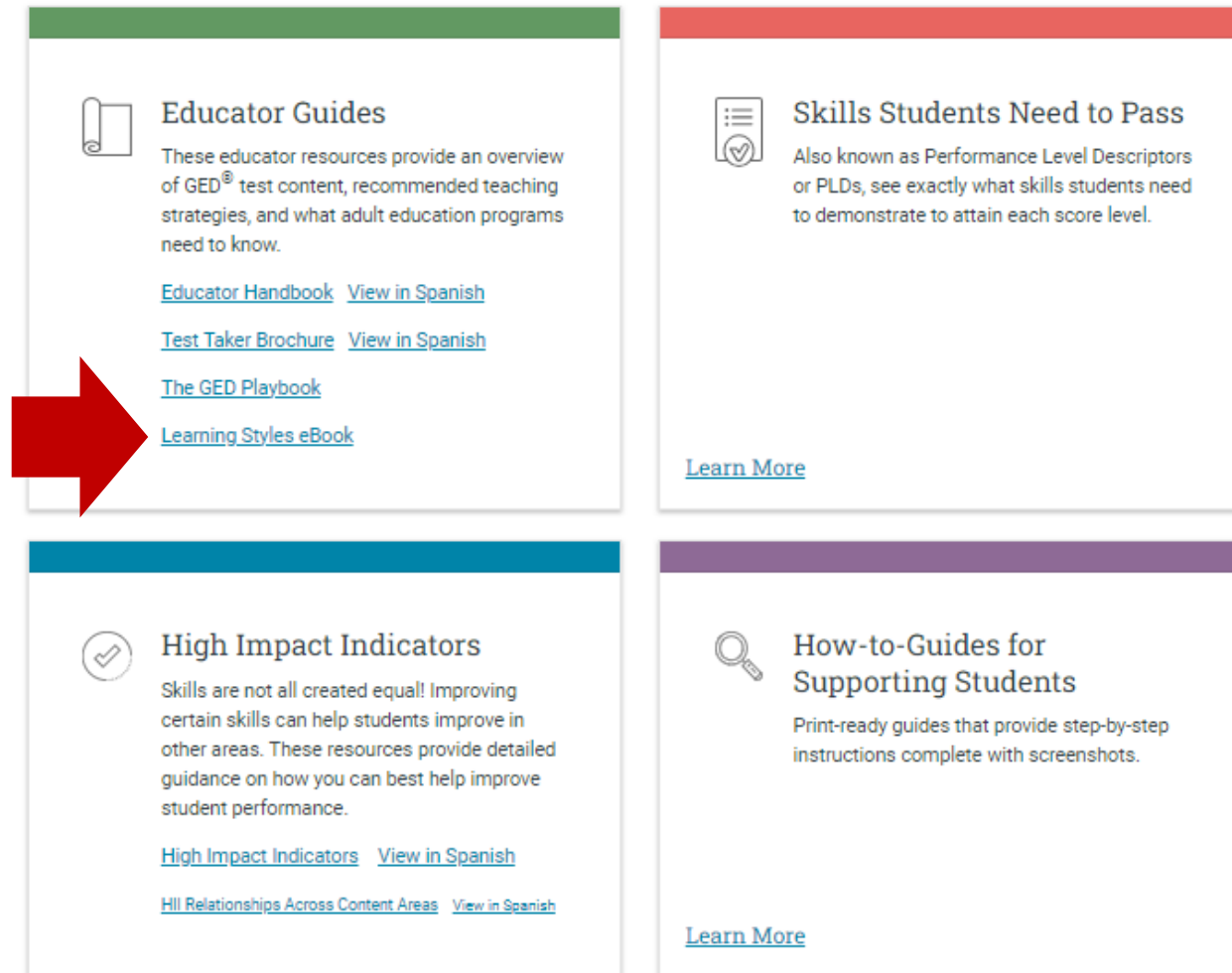
When I am around people speaking other languages, I find it easy to pick up the basics of the language

Pick the answer that best describes you.

 Mostly disagree	 Slightly disagree	 Can't tell	 Slightly agree	 Mostly agree
--	--	---	---	---

New Resources! Learning Styles eBook

https://ged.com/educators_admins/teaching/teaching_resources/



Educator Guides
These educator resources provide an overview of GED® test content, recommended teaching strategies, and what adult education programs need to know.

[Educator Handbook](#) [View in Spanish](#)
[Test Taker Brochure](#) [View in Spanish](#)
[The GED Playbook](#)
[Learning Styles eBook](#)

Skills Students Need to Pass
Also known as Performance Level Descriptors or PLDs, see exactly what skills students need to demonstrate to attain each score level.

[Learn More](#)

High Impact Indicators
Skills are not all created equal! Improving certain skills can help students improve in other areas. These resources provide detailed guidance on how you can best help improve student performance.

[High Impact Indicators](#) [View in Spanish](#)
[HII Relationships Across Content Areas](#) [View in Spanish](#)

How-to-Guides for Supporting Students
Print-ready guides that provide step-by-step instructions complete with screenshots.

[Learn More](#)

New Resources! Learning Styles eBook

<https://ged.com/wp-content/uploads/GED-Learning-style-E-Book.pdf>



Contents

What are learning preferences?.....	3
How learning preference assessments can optimize teaching programs	4
Enhancing the learning process for GED®	5
What are the seven learning styles?	6
Interpersonal	7
Intrapersonal	8
Kinesthetic	9
Auditory	10
Verbal	11
Visual.....	12
Logical	13

Interpersonal

Social, engaging and communicative

About interpersonal learners

Interpersonal learners communicate well with others, both verbally and non-verbally. People tend to listen to them or go to them for advice as they are sensitive to others' motivations, feelings and moods.

They tend to enjoy mentoring or counselling others and typically prefer learning in groups or having one-on-one time with a teacher. Their learning is heightened by bouncing thoughts and ideas off others and listening to how they respond.



Preferred study style


These individuals learn best when working with other people and will thrive in a social studying environment with partners and teachers who favour a similar approach. Working in groups enables them to practice behaviors or processes and understand how to deal with variations.

Teaching techniques

- Working in a group or one-on-one as much as possible
- Using mind maps or association diagrams and working through these collectively
- Asking individuals to explain their understanding of key topics and offering feedback
- Using role play to break down complex concepts
- Encouraging individuals to start a study group to compare notes, thoughts and interpretations
- Asking individuals to teach concepts they've learned to others or back to you

New Resources! Learning Styles eBook

<https://ged.com/wp-content/uploads/GED-Learning-style-E-Book.pdf>



Practice Test and Study Guides



Preview the Test

Use the Free Practice Test, which is about one-fourth the length of the actual test, to give your students a preview of the GED® test. It works best on a computer (not a smartphone or tablet). The Study Guides explain the skills that are covered in each subject, and include sample questions.



Free Practice Test

[View All Test Previews](#)



Study Guides

[View Study Guides](#)

Students can change what the test looks like on their computer screen to make it easier to read. Download these guides to learn more about changing the [on-screen color of the test](#), the [text size of the test](#), and [how to highlight text on the test](#).

Study – Test Previews

Free Online GED® Sample Tests

Try a free sample test in each of the GED subjects. Our online exams are a quarter the length of the actual GED and will give you a sense of what to expect on test day. For the best experience, please use a laptop or desktop computer.

– ×
+ =

Math

[Try the GED Math Sample Test](#)



Language Arts

[Try the GED Language Arts Sample Test](#)



Social Studies

[Try the GED Social Studies Sample Test](#)



Science

[Try the GED Science Sample Test](#)



GED® Student Study Guide



Available for all 4 subjects (no cost) via each student's ged.com account



Includes sample questions

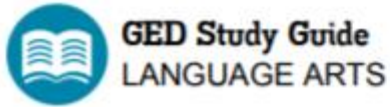


Another resource for adult educators to use in their preparation with students, under Educators & Admins tab on ged.com



Good tool for new teachers to get them familiar with the content they need to teach

GED® Student Study Guide



What you need to know about the GED® Language Arts Test

- 1** You should be familiar with reading and writing concepts, along with grammar. However, the language arts test is not a memorization test! You don't need to memorize giant vocabulary words or diagram sentences.
- 2** You'll need to read and understand test passages (literary and informational excerpts), demonstrate that you can write clearly, and draw conclusions (which is using your critical thinking skills in reading and writing). The test also covers grammar. This study guide and the example questions in it will help you get an idea of what's going to be on the test.
- 3** You don't need to know everything in this guide! If you want to see how close you are to passing, the GED Ready® official practice test is a great way to help you determine if you're ready.

Test Overview



Topics
Expressing meaning
Using evidence
Grammar and sentence structure



Time (to take the test)
150 minutes
10 minute break between parts 2 and 3
45 minutes for the written essay



Format
3 sections
1 written essay (extended response)
Multiple choice and other question types (drag and drop, hot spot, and drop down)

Expressing meaning

1 Events, plots, characters, settings, and ideas

You'll be asked to:

- Put events in order
- Make inferences or draw conclusions about plots, sequence of events, characters, settings, and ideas in passages
- Analyze relationships within passages, including how people, events, and ideas are connected

For example, a passage describes Roberta, who is about to begin college and is the first person in her family to do so. The author may use words like "nervous," "excited," "proud," and "scared" to describe a variety of emotions Roberta experiences. The author could write about events leading up to enrolling in college, including navigating the application and financial aid processes. They may also share some information about the mixed responses from Roberta's family and friends -- many, but not all -- of whom are supportive.

You could be asked to make inferences about how Roberta was influenced by current or past events; the sequence of events that led to her enrolling in college; and what conclusions you can draw about Roberta's experience.

Example Questions

Events, plots, characters, settings, and ideas

Excerpt from *Anne of Green Gables*
By L. M. Montgomery

Marilla came briskly forward as Matthew opened the door. But when her eyes fell on the odd little figure in the stiff, ugly dress, with the long braids of red hair and the eager, luminous eyes, she stopped short in amazement.

"Matthew Cuthbert, who's that?" she exclaimed. "Where is the boy?"

"There wasn't any boy," said Matthew wretchedly. "There was only her."

He nodded at the child, remembering that he had never even asked her name.

"No boy! But there must have been a boy," insisted Marilla. "We sent word to Mrs. Spencer to bring a boy."

Free Classroom Materials continued....

The screenshot shows the GED website's navigation and content. At the top, there is a search bar, language selection (English - US), and a user menu for Educators & Admins with Log In and SIGN UP options. The main navigation includes About The Test, Study, Grads and Transcripts, and Blog. A left sidebar menu lists various resources, with 'Free Classroom Materials' highlighted. Below this, there are links for Study Guides, Extended Response Scoring Tools, Teaching Resources, Professional Development, Prep Products, and Promote Your Program. A 'Top Resources' section features 'Professional Development Training' and 'Resources to Guide Your Instruction'. The main content area has a banner for 'Free Classroom Materials' with a photo of students. Below the banner is a paragraph: 'Get your classroom ready for action by downloading free materials such as tutorials, practice questions, and reference sheets to help students test with confidence.' The 'Tutorials' section follows, stating: 'Students should practice with these tutorials so they learn about various question types and become familiar with how the test and calculator work. The tutorials work best on a computer (not a smartphone or tablet).' Two tutorial cards are displayed: 'Computer-Based Test Tutorial' with a laptop icon and 'Calculator Tutorial' with a calculator icon. Each card has 'View Now' and 'View Now - In Spanish' links.

Free Classroom Materials - GED

Study – Preview the Test

Tutorial - Candidate Name



Welcome to the GED® Test Tutorial

To begin, look at the lower right corner of the screen.

Click the Next button.

Downloadable Resources

Downloadable Resources

Practice with the tutorial and try the practice tests to learn about the various question types and become familiar with how the test works.

[Download the computer tutorial](#)

[Math Practice Test](#) | [Spanish Math Practice Test](#)

[RLA Practice Test](#) | [Spanish RLA Practice Test](#)

[Science Practice Test](#) | [Spanish Science Practice Test](#)





[Social Studies Practice Test](#) | [Spanish Social Studies Practice Test](#)



Performance Level Descriptors

The four performance levels are Below Passing, Passing for High School Equivalency, GED® College Ready, and GED® College Ready + Credit.

- [Performance Level Descriptors Chart - View in Spanish](#)
Breaks down the descriptors for all four subjects by performance level in an easy-to-read chart.
- [Assessment Target Comparison Chart - View in Spanish](#)
Compares the official indicator code language with the language test-takers see in their score report.
- [Performance Level Descriptors - View in Spanish](#)
A full listing of all Performance Level Descriptors for all four subjects.

<h2>Mathematical Reasoning</h2>  Below Passing View in Spanish Passing Score View in Spanish College Ready View in Spanish College Ready + Credit View in Spanish	<h2>Language Arts</h2>  Below Passing View in Spanish Passing Score View in Spanish College Ready View in Spanish College Ready + Credit View in Spanish
<h2>Social Studies</h2>  Below Passing View in Spanish Passing Score View in Spanish College Ready View in Spanish College Ready + Credit View in Spanish	<h2>Science</h2>  Below Passing View in Spanish Passing Score View in Spanish College Ready View in Spanish College Ready + Credit View in Spanish

State Policies

Select Region:
English - US

Select Area:
Wisconsin

Online from your home

- GED® test
- Same day scoring
- A personalized score report
- Transcript and diploma
- Take the test **online** from the comfort of your home
- Retake right away

Age and other testing requirements also vary by area. Learn more about rules for testing in your area.

\$39.75/Subject

In-person at a test center

- GED® test
- Same day scoring
- A personalized score report
- Transcript and diploma
- Take the test at a **test center**
- 2 discounted retakes per subject*

Age and other testing requirements also vary by area. Learn more about rules for testing in your area.

\$33.75/Subject

[VIEW STATE RULES](#)

State Policies - FAQs

Wisconsin

TOP POLICIES

PRICE & PAYMENT

TEST RETAKE POLICIES

TRANSCRIPTS & DIPLOMA

OTHER


Top Policies

- How old do I need to be to take the test? +
- I'm underage. What do I need to do to take the test? +
- Do I need to prove I'm a resident of Wisconsin to take the test? +
- The closest testing center is in a different state. Can I take the test there? +
- Are there any additional state requirements for me to earn my GED® credential? +
- Do I need to take a GED® class or receive instruction from a local prep center before I can take the test? +
- Do I have to take the GED Ready® practice test before testing? +

In Session Educator Newsletter

SIGN UP TO GET THE LATEST NEWS AND RESOURCES.



×


Educator's Newsletter

If you want to subscribe to our monthly newsletter, please submit the form below.

EMAIL* :

[SIGN UP](#)

In Session Newsletter continued....



Stay up-to-date by subscribing

At the bottom of each of the pages is an opportunity to sign up for the In Session Educator Newsletter – please take the opportunity to sign up and stay informed on the latest news, resources, pricing specials, etc.

In Session Educator Newsletter

SIGN UP TO GET THE LATEST NEWS AND RESOURCES.

GED® Testing Service LLC. | GED® Official Website



[About Us](#)

[Newsroom](#)

[Terms and Conditions](#)

[Contact Us](#)

[GEDWorks™](#)

[Privacy and Cookies](#)

[FAQs](#)

[Accessibility Statement](#)

Copyright © 2018 GED® Testing Service LLC. All Rights Reserved.

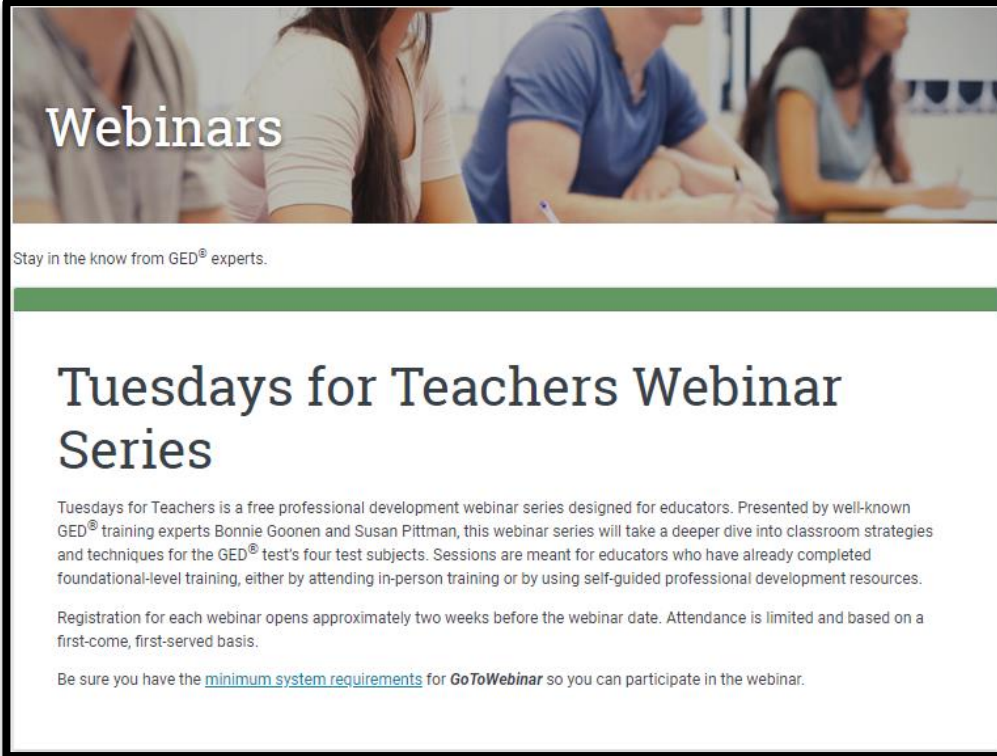
Tuesdays for Teachers

Recorded presentation

Slideshow document

Resources – including strategies & classroom activities

More . . .

A screenshot of a webpage titled "Webinars" with a background image of students in a classroom. The page features the heading "Tuesdays for Teachers Webinar Series" and a paragraph of introductory text. Below the text, there are two lines of smaller text providing registration details and system requirements. The page is framed by a black border.

Webinars

Stay in the know from GED® experts.

Tuesdays for Teachers Webinar Series

Tuesdays for Teachers is a free professional development webinar series designed for educators. Presented by well-known GED® training experts Bonnie Goonen and Susan Pittman, this webinar series will take a deeper dive into classroom strategies and techniques for the GED® test's four test subjects. Sessions are meant for educators who have already completed foundational-level training, either by attending in-person training or by using self-guided professional development resources.

Registration for each webinar opens approximately two weeks before the webinar date. Attendance is limited and based on a first-come, first-served basis.

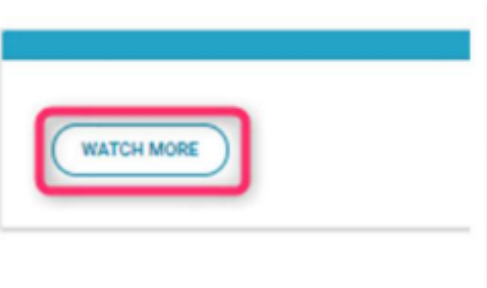
Be sure you have the [minimum system requirements](#) for *GoToWebinar* so you can participate in the webinar.

https://ged.com/educators_admins/teaching/professional_development/webinars/

Recent Webinars

https://ged.com/educators_admins/teaching/professional_development/webinars/

To find archived sessions, Scroll down, click “Watch More”



The image shows a screenshot of a webpage interface. At the top, there is a blue horizontal bar. Below it, a white rectangular area contains a rounded rectangular button with the text 'WATCH MORE' in blue capital letters. The button is highlighted with a red border. The entire screenshot is enclosed in a blue border.

Trends in Students' Knowledge and Skills Gaps – Science

[Watch Now](#)

[Download Certificate](#)

Trends in Students' Knowledge and Skills Gaps-RLA, Part 3-Writing

[Certificate](#)

Trends in Students' Knowledge and Skills Gaps – RLA, Part 2 - Reading

[TtT Knowledge And Skills Gaps Reading 4 26 2022 PPT](#)

[Watch Now](#)

Passcode: 7XL&HxB4

[Download Certificate](#)

Trends in Students' Knowledge and Skills Gaps – RLA, Part 1

[Trends in Students' Knowledge and Skills Gaps – RLA, Part 1 PPT](#)

[Download Certificate](#)

[Watch Now](#)

GED Knowledge & Skill Gaps Social Studies

[Social Studies Resources From The World Wide Web](#)

[GED Knowledge & Skill Gaps Social Studies PPT](#)

[Watch Now](#)

[Download Certificate](#)

Taking the Angst Out of Scoring the GED® RLA Extended Response

[Annotated Rubric English](#)

[Annotated Rubric Spanish](#)

[Using The RLA ER Scoring Tool PPT](#)

[Download Certificate](#)

[Watch Now](#)

Tuesdays for Teachers on YouTube

On YouTube, search for “GED Testing Service Tuesdays for Teachers”

The screenshot shows a YouTube video player with the following details:

- Search Bar:** ged testing service tuesdays for teachers
- Video Title:** Exploring Enduring Issues and Making Connections in Social Studies
- Channel:** GED TESTING SERVICE
- Date:** October 27, 2015
- Views:** 2,270 views • Jun 5, 2018 • Update: As of March 1, 2016, th Show more
- Interactions:** 7 likes, Dislike, Share, Clip, Save
- Playlist:** Tuesdays for Teachers Webinars (22 / 47)
- Related Videos:**
 - Marks (1:31:04)
 - Mathematical Reasoning (1:30:51)
 - Close Reading: A Key to Teaching Constructed... (1:21:05)
 - Argumentative Writing: A Key to Teaching Constructed... (1:10:28)
 - All About Scoring The Beginning Steps (1:21:58)
 - Enduring Issues and Making Connections in Social Studies (1:13:36)
 - Improving Students' Mathematical Problem-Solvin



Under “Watch More”

Click a video

1 Reading to Learn- Strategies to Build Reading Skills for the GED Test
GED Testing Service
WATCHEE 1:25:15

2 Trick or Treat: Mining GED Ready® Score Reports
GED
1:35:10

3 Challenges You're Most Likely to Face on the GED Test
GED
WATCHEE 1:32:19

4 One Size Fits All: Welcome to GED.com
GED
1:33:19

Reading to Learn- Strategies to Build Reading Skills for the GED Test
14,718 views · Dec 19, 2018

GED Testing Service
13.7K subscribers

The ability to read is a vital skill in today's society. Reading is how we discover and learn new things. People who know how to read can educate themselves in any area of life they see fit. We live in an age rich with information; reading is the way to access that information.

SHOW MORE

GED Testing Service
13.7K subscribers

The ability to read is a vital skill in today's society. Reading is how we discover and learn new things. People who know how to read can educate themselves in any area of life they see fit. We live in an age rich with information; reading is the way to access that information. When asked about students' challenges in preparing for the GED® test, adult educators frequently lament the poor, inefficient, and ineffective reading skills of their students. This lack of strong and effective reading skills often leads to students' difficulty in passing portions of the GED® test. This webinar will focus on strategies that can be used to build students' reading skills. Join us as we review some of the reading challenges student face and learn about strategies, activities and resources that can be used in the classroom.

Download the Presentation: <https://bit.ly/2Gvrxba>
Download the Study Guide: <https://bit.ly/2PLbXYp>
Download the Vocabulary Strategies: <https://bit.ly/2SY09nv>
Download the High Mileage Word List: <https://bit.ly/2EALGKv>
Download the Reading Rate Sample: <https://bit.ly/2rKhy7t>
Download the Certificate: <https://bit.ly/2ECV1QR>

SHOW LESS



To access the resources for that webinar, click “Show More” under the video

Extended Response Videos

Watch this 8-episode series with your students to take a deeper dive into the skills and expectations that will help students excel on their written responses.



WATCH MORE

Where to find the videos

- Available on GED.com in each student's account under the "Study" tab
- Available for educators here: https://ged.com/educators_admins/teaching/classroom_materials/
- Available at: www.newreaderspress.com/writing-for-the-ged-test
- Or contact New Readers Press for DVDs that can be sent to your facility:
- tlipke@proliteracy.org
- Videos are **FREE**

GED PrintHub:

https://ged.com/educators_admins/teaching/promote_your_program/



GED PrintHub is your one-stop shop for professionally printed marketing materials from GED Testing Service: brochures, posters, pamphlets, and more. GED PrintHub resources are free – all you pay is shipping and handling. Sign up below to get started.

Sign In

Existing Users

Please enter a user name and password.

User Name:

Password:

Next time log me in automatically

[Forgot Your Password?](#)

Login

New Users

Please enter a new user name and password and click "Continue".

User Name:

Password:

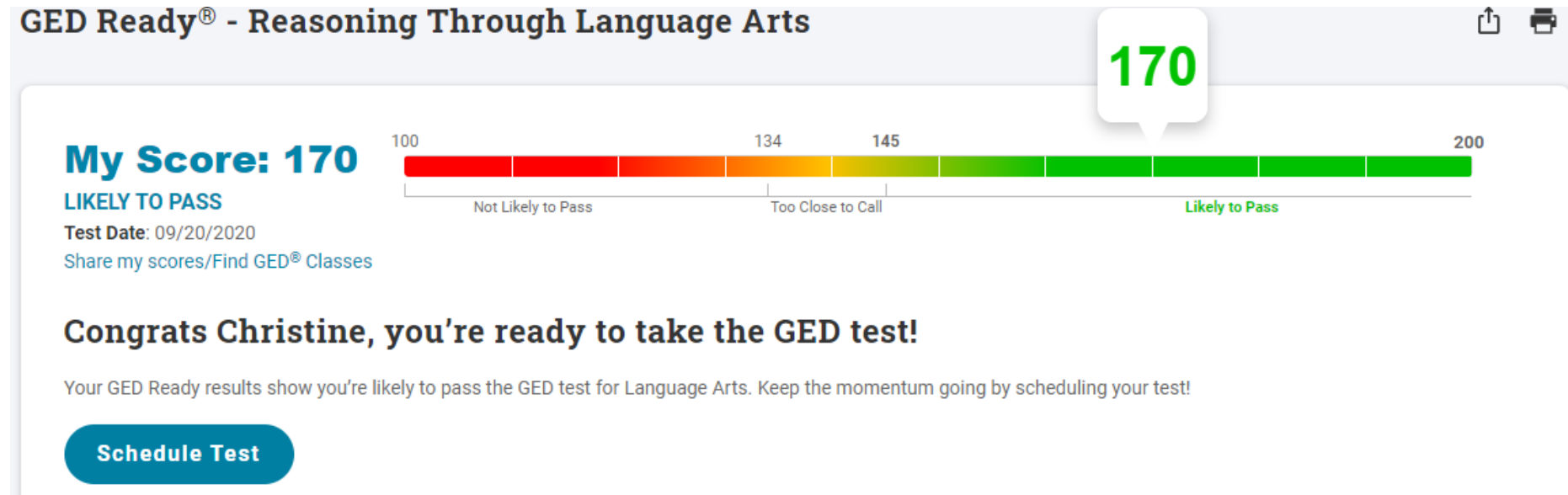
Confirm Password:

Continue >

Tool Highlight: Score Report

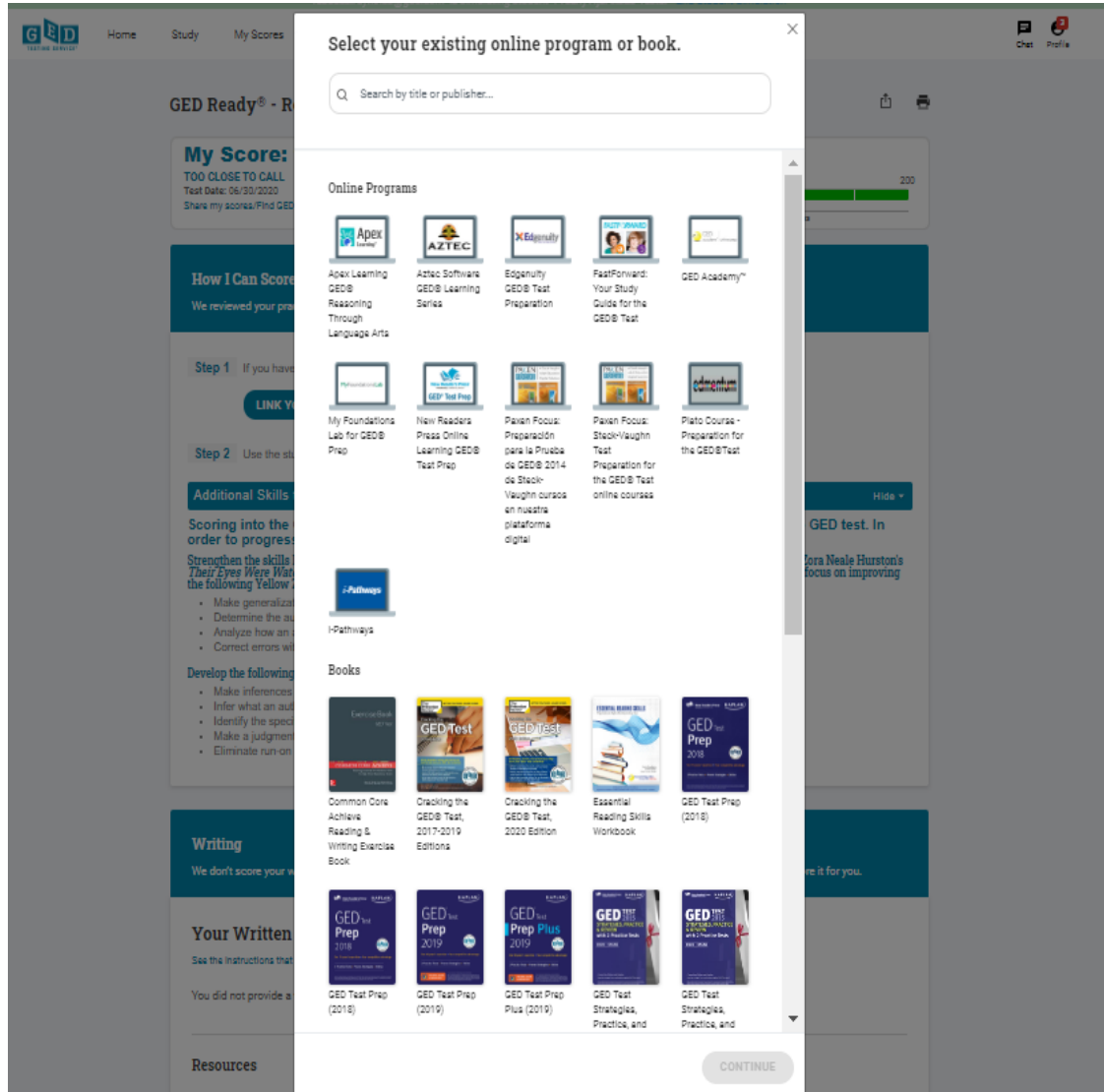


Score Graphic



Likely to Pass, Too Close to Call, Not Likely to Pass

Select Study Material Pop-Up



Student can use the Search field to find their study material by name or publisher.

Online study materials are shown inside a computer screen.

Books are shown by a graphic of their cover.

Study Plan Created

Link Your Study Material

We've identified the exact skills you need to work on, based off your GED Ready results. Link a book or online program to see the exact pages/sections for each skill you need to study in the checklist to the left.



Your linked study Material:

GED Test Prep 2018

[Change >](#)

Your Skills to Improve Checklist

1/14 completed

- Link your study material above**
See exactly what pages/sections you need to study, below.
- Study pages 60-61**
Determine the main idea
- Study pages 60-61**
Determine which details support a main idea
- Study pages 60-61**
Understand main ideas and details

Book has been linked - study plan has been created as a Skills to Improve Checklist.

ER Resources

- Student's Written Response Shows in main section.
- Resources include:
Answer Guidelines
& Example of a Perfect Score
- Video Lessons

- Share with AE
- Print copy of Score Report
- Find GED Classes

The screenshot displays the 'Writing' section of a GED practice test interface. At the top, a blue header reads 'Writing' and includes a note: 'We don't score your written response on the practice test. If you want to get feedback on your writing, you can ask a teacher to score it for you.' Below this, the 'Your Written Response' section shows a message: 'You did not provide a written answer.' The 'Resources' section contains two buttons: 'WRITTEN RESPONSE Answer Guidelines' and 'WRITTEN RESPONSE Example of a Perfect Score'. The 'Video Lessons: How to Write a Great Written Response' section features a carousel of five video thumbnails with titles and durations: 'Overview of the GED Extended Response Format (1:28)', 'How to Pass the GED Extended Response (3:14)', 'How to Determine Which Position Is Best Supported (2:49)', 'How to Write a Well-Supported Argument (4:21)', and 'How to Make an Introduction (1:28)'. The 'Page 1 of 3' indicator is visible. At the bottom, the 'Share Your Score Report With a Teacher' section offers three options: 'Share with Adult Education Center', 'Print to take to Adult Education Center', and 'Find GED classes nearby'. A small disclaimer at the very bottom states: 'Please note that your projected score for Reasoning Through Language Arts of the GED test is valid for 60 days from the date you took GED Ready for Reasoning Through Language Arts. In addition, it assumes you took GED Ready for Reasoning Through Language Arts in one sitting, under timed conditions, with no breaks. The projected score is only an indication of your preparedness for the actual GED test and does not guarantee that you will actually obtain the projected score on the GED test. Although the study recommendations listed on the "How I Can Score Higher" page may aid you in preparing for the GED test, following these recommendations alone does not guarantee a positive result on the actual GED test.'


Printable Version

Score Report: GED Ready® - Reasoning Through Language Arts

Christine Blaisdell's Score: 170
09/20/2020

Congrats Christine, you're ready to take the GED test!

Your GED Ready results show you're likely to pass the GED test for Language Arts. Keep the momentum going by scheduling your test!



Your linked study Material:
FastForward: Your Study Guide for the GED® Test

Your Skills to Improve Checklist

- Link your study material above**
See exactly what pages/sections you need to study, below:

- Reading: 1.1 Main Ideas and Supporting Details**
Understand main ideas and details

- Reading: 1.2 Summaries and Inferences**
Identify the relationship between the main idea and details

- Reading: 1.2 Summaries and Inferences**
Identify the theme of a piece of fiction or nonfiction

Notes

Shows linked study material and skills to improve checklist.

Notes for educator.

RLA shows student's written response to ER and instructions they were given on test.

New ER Scoring Tools

RLA Extended Response GED Ready

Scoring Tool for Extended Response

WAS

- Not easy to find on website
 - Can't find it
 - Don't know it exists
 - Don't use it
- Not easy to use
 - PDF
 - Download
 - Print

NOW

- Easier to find Scoring tools and materials on redesigned website
- Easy to use
- Electronic
- Designed to provide feedback
- See here:
 - [Scoring Tool](#)

Extended Response Scoring Tool

The GED Ready® Practice Test for language arts gives students a chance to practice their writing skills by completing an Extended Response (ER) question. This tool is designed to help you score and provide meaningful feedback to your students about their written response, located in their GED Ready Score Report.

Although this tool is complementary to the GED Ready Practice Test, it can be used with other practice questions in your classroom!

**ER Scoring Tool
found under
Free Classroom
Materials**

How to use this tool

This tool guides you in scoring your student's Extended Response based on three traits and provides feedback in a printable report.

1. [Download the prompts and passages](#) used in the GEDReady. As you read your student's response, you should be able to determine which one they were given.
2. Enter your student's name and test date (or date of response) to personalize their report.
3. For each trait, read your student's response and select the skill descriptors that best describe the response (you will read the response at least three times).
4. View the feedback report and print it to review with your student.

Self-Assessment Writing Tool

- Self reported
- 10 reflective questions
- Use with RLA GED® Ready

Extended Response
in Score Report

- Link on website:
- [Self-Assessment Writing tool](#)

YOUR ARGUMENT

1. Is the main idea or argument you make in your response clear?
(Hint: If you were asked to repeat the main idea in your writing, could you do it easily?)

no

needs work

yes

YOUR USE OF EVIDENCE

7. Did you analyze the issue in the source texts and/or evaluate the validity of the argument?
(Hint: Did you show that you understand all sides of the issue and/or did you explain why you did or did not think the authors' arguments were convincing?)

no


could do more

yes

Blog




Blog



GED TESTING SERVICE

About The Test Study Grads and Transcripts **Blog** Log In [SIGN UP](#)

English - US Search Educators & Admins



be a role model
I can earn my GED
go to college



Blog continued....



How Are Your New Year's Resolutions Going? Tips to Make Them Happen

February 9, 2023

New Year's resolutions are a time-honored tradition, and setting education goals is a great way to invest in yourself and [...]

[Continue Reading](#)



The Evolution of the GED: Eight Decades of Student Success

December 22, 2022

The GED® has changed a lot over the years! Discover how the world's leading high school credential program has grown [...]

[Continue Reading](#)



5 Tips to Overcome Failure and Drive Positive Thinking

November 3, 2022

Ever heard the saying, "when life gives you lemons, sugar, water and ice, make lemonade"? Well, neither has anyone else. [...]

BLOGGED

FOR STUDENTS

Topics

[GED Scoring](#)

[Graduate Stories](#)

[How To Get GED](#)

[Life After The GED](#)

[Online Testing](#)

[Passing The GED](#)

[Student Motivation](#)

[Tips About The GED Test](#)

[Tips For The GED Math Section](#)

[Tips For The GED RLA/Writing Section](#)

[Tips For The GED Science Section](#)

[Tips For The GED Social Studies Section](#)

[Tips On Preparing For The GED](#)



Struggling With Prep for the GED Test? 4 Libraries to Visit to Help Renew Your Motivation

September 15, 2022

Finding it hard to focus while studying for your GED tests, or lack attention span? Working at the same study [...]

[Continue Reading](#)



What's the Difference Between a Diploma and a GED?

September 6, 2022

We get it. Trying to figure out the different between the GED and a high school diploma is confusing. Here we'll break down everything you need to know and include all the resources you may need. Happy learning!

[Continue Reading](#)



Is a GED Worth It? How to Find the Motivation to Get Your GED

August 3, 2022

Considering all the time and effort it takes to get, is a GED worth it in the end? The answer [...]

[Continue Reading](#)



Double Your Chance of Passing the GED with GED+

June 22, 2022

If you're committed to getting your GED, we have a message for you: You can do this! And GED+ can [...]

[Continue Reading](#)



What Are GED Classes Like?

June 16, 2022

Congratulations on taking this important step towards a brighter future! When preparing for the GED and deciding between online and [...]

[Continue Reading](#)



How to Get Your GED as an Adult

May 31, 2022

Why is it important to get your GED? For adults without a high school diploma, a GED can help in [...]





How Is the GED Scored?

November 8, 2021

Your test day is getting closer. You might be anxious about it but also excited because it means a lot [...]

[Continue Reading](#)



What Happens If I Don't Pass the GED Test?

October 4, 2021

We all know failure is sometimes a part of success, and this is true even with the GED test. If [...]

[Continue Reading](#)



How to Prepare For Back-to-School With GED

September 23, 2021

It is officially back-to-school season! Whether it has been a few months or a few years since you've stepped foot [...]

[Continue Reading](#)



How Long Does It Take to Get Your GED?

September 14, 2021

Completing your high school education can hold the key to a better future, and taking the GED test offers the [...]

[Continue Reading](#)

Topics

[GED Scoring](#)

[Graduate Stories](#)

[Life After The GED](#)

[Tips About The GED Test](#)

[Tips For The GED Math Section](#)

[Tips For The GED RLA/Writing Section](#)

[Tips For The GED Science Section](#)

[Tips For The GED Social Studies Section](#)

[Tips On Preparing For The GED](#)

Blog continued....



How to Prepare for and Pass the GED Math Exam

March 12, 2021
Are you preparing to take the GED math test? Whether math comes naturally or it feels like a foreign language [...]



Math 101: How to Use the Number Line

November 2, 2020
What is a number line and how to do you use it on the GED math test? We've put together examples of everything you'll need to know before test day.



What Kind of Math Is on the GED?

February 19, 2020
Learn the four types of math that are tested on the GED (basic math, geometry, algebra, and graphs and functions). Then, access free study guides and practice tests on GED.com to thoroughly prepare for the math section.



Top Study Tips to Pass the GED

December 10, 2019
Looking for good study tips broken-down by each subject? We'll look no further.



Math 101: What is an Exponent? And How Do You Solve It?

May 14, 2020
In this post we'll take you step-by-step on what an exponent is and how to solve for them. By the end you'll be comfortable tackling them on your own!



Math 101: What is a Perimeter? What is an Area?

May 4, 2020
Struggling to understand what the perimeter and area are on the math portion of the GED test? We'll look no further! We break down these concepts into simple, understandable terms.

Blog continued....



Why the Extended Response Matters

September 17, 2019

Discover why the extended response portion of the GED matters. Its benefits extend beyond more than what you think...



Reasoning Through Language Arts: What You Need to Know

September 10, 2019

Discover what is on the GED Language Arts test. Also find ways to study like the GED Language Arts study guide or the GED Language Arts practice test.

GED Prep Products

Content Alignment

ProCert – third party verification that prep materials align to the content of the GED Test

- Every 4 years or anytime there is significant change or format
- Website linked on Adult Ed Product page
- Study material linked to GED score report
- Product can be added to GED Marketplace





- The GED Program recognizes trusted publishers who develop curriculum materials that are 100% aligned with the GED test.
- Explore the variety of materials offered by each publisher and equip your students with the preparation they need to succeed.

[Visit GED Partnering Publishers](#)

Did You Know?

- All products on GED Marketplace have completed content alignment review
- Special pricing from our publishers
- One stop shop for all GED prep items that you know are backed by GEDTS

- Multiple media study materials – textbooks, workbooks, online learning programs, mobile study tools, tutoring
- Many items offered in English and Spanish
- Test vouchers of all types
- Discounted bundles

GED Marketplace

<https://shop.gedmarketplace.com/>



Curated store of GED content aligned products



Vouchers – all of them!



Multiple payment methods

Study Materials

- GED Ready Practice Test
- Aztec Online Learning with Kaplan Instructional Videos
- KET FastForward
- Smarthinking Tutoring

- GED Flash for Students
- Aztec Spanish Online Learning
- New Readers Press Scoreboost for GED Spanish workbooks
- Kaplan Math Foundational Skills

Study Materials



GED Live
Live, online classes taught by expert instructors to prepare students to pass the GED test



GED+
All 4 Subjects
An all-inclusive study product for students modeled after GEDWorks



GED Flash



GED Play



shop.gedmarketplace.com

GED Marketplace

AZTEC PORTFOLIO OF LEARNING

Singularly Focused on Success

Aztec Portfolio Designed to Meet the Needs of the Learner in Level, Modality and Language.



Adult Basic Education

Content focused on 0.0 through 8.9 GLE.



HSE Prep

Content focused high school equivalency preparation aligned to all assessments.



Post-Secondary Prep

Content focused on college entrance and preparation success.



Employability Reentry & Soft Skills

Content focused on providing content training in a variety of employability, life, soft and career skills.

Resources available in English and Spanish



Interactive Learning

Digital Solutions



Print

Traditional Books



ePubs

Electronic Books

ANNOUNCING A NEW PARTNERSHIP

Official Partnership with the GED Testing Service



Aztec is the GED Testing Service's Only Preferred Partner
For The Spanish GED® Test

www.aztecsoftware.com/ged

GED FLASH™ FOR ORGANIZATIONS

Official Practice Tool



More Practice. Higher Pass Rates.

The official practice tool built in partnership with the GED® Testing Service to help students pass the GED® test by providing thousands of completely aligned and vetted questions with immediate feedback.



STUDENT ACCESS

Practice Preparation Aligned to the Test

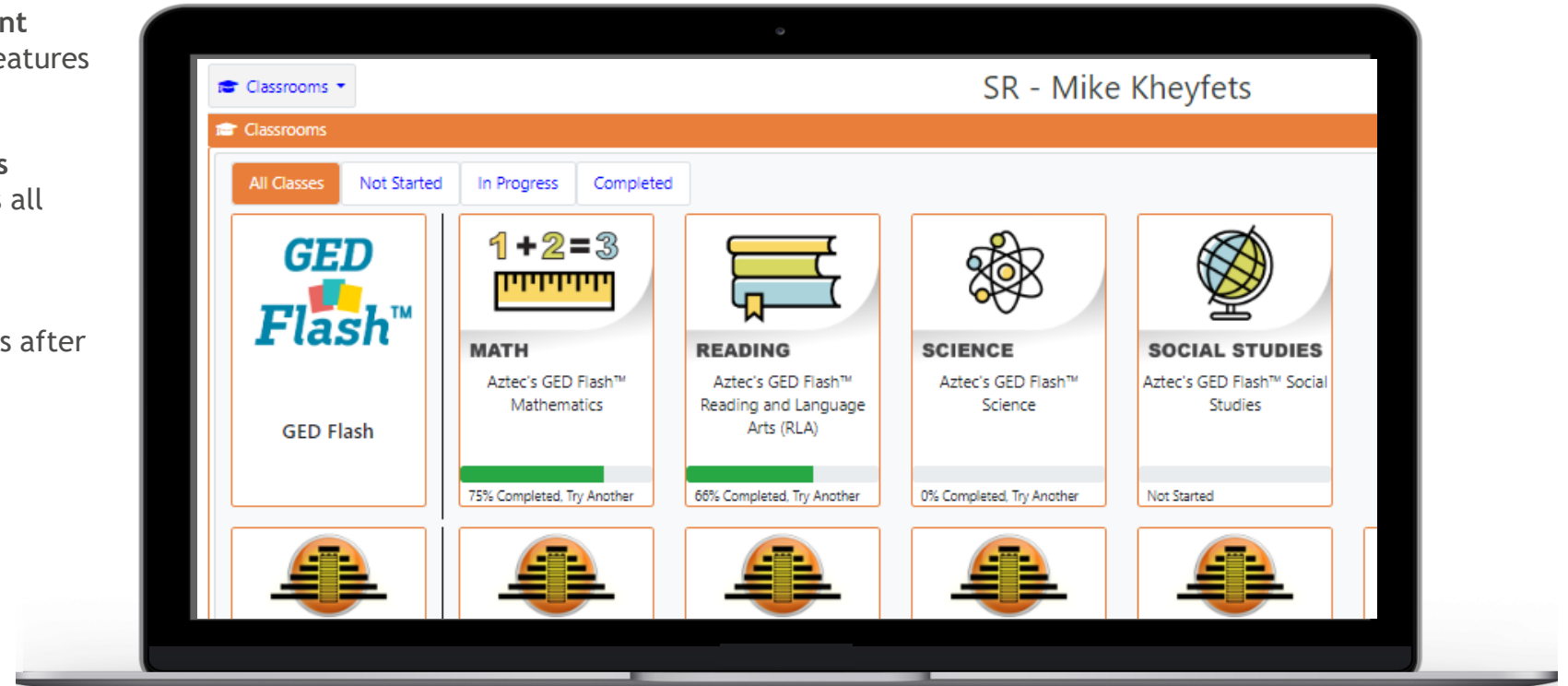


Aligned To GED® Blueprint
Similar experience and features to the pre-test.

Questions In All Subjects
1000s of questions across all four subjects.

Immediate Feedback
Step-by-step explanations after each question.

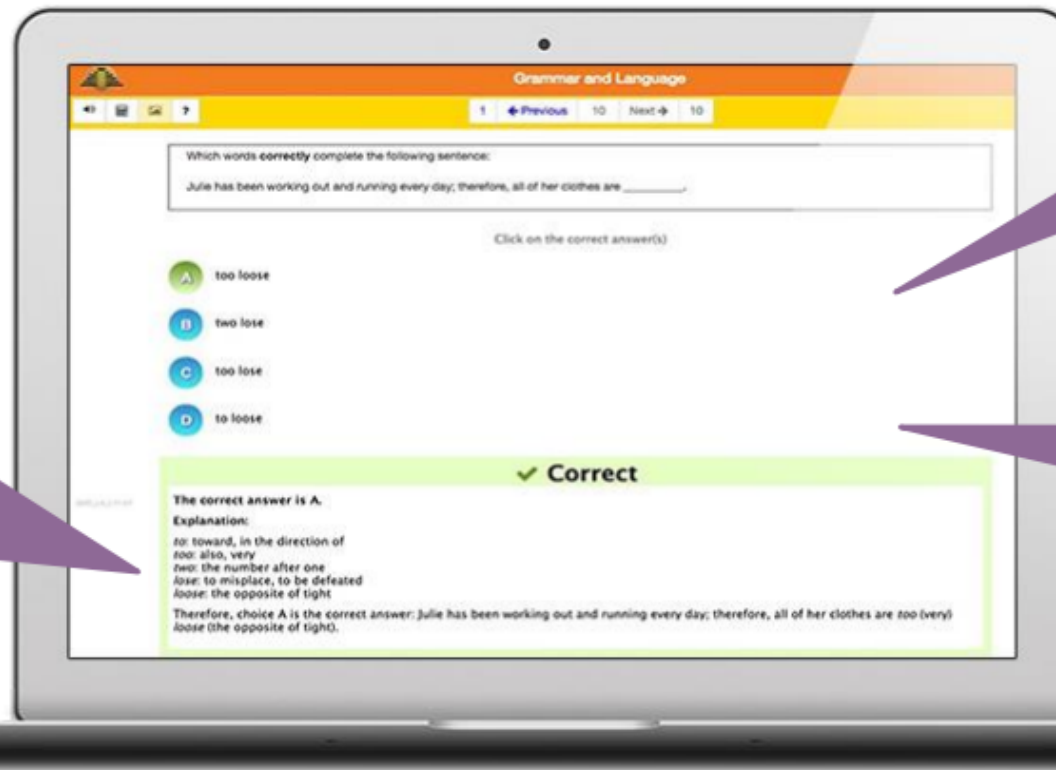
Easy To Use & Assign
Provide support in each subject.



Mastering GED Test Concepts

GED Flash provides ongoing practice and detailed explanations to help students master the exact concepts on the GED test.

Instant feedback with step-by-step explanations provide additional teaching opportunity and reinforcement



1,000's of practice questions across the four GED test subjects

Questions are aligned to and cover the exact skills from the test

HIGHER LIKELIHOOD OF PASSING

GED® Data Shows Increased Performance



Did You Know?
The average non-passing
GED® score nationwide is
a 141?



Students who practiced frequently with GED Flash™ scored on average 4 points higher on their GED® test versus those who rarely used it.

Detailed Reporting and Insights

A robust dashboard provides valuable insights about each student's performance and areas for improvement.

Student Activity Detail Report
Generated On: 05/08/2018 11:54 AM
School: GED Flash Sample
Requested Range: 05/01/2018 to 05/08/2018
Total Reported Students: 1
Requested Tags: No tags used

Report Based on chosen activities.
GED Flash Student@GED Flash Sample Total Active Time: (00:01:48)

Active Drill/Quiz Time: 00:01:48

First Completion	Classroom/Quiz Set	Unit/Quiz	Drill	Duration	Results								
05/01/2018 2:31 PM	GED Flash	Aztec's GED Flash™ Reading and Language Arts (RLA)	Reading for Meaning	00:00:40	<table border="1"><thead><tr><th>Started</th><th>Ended</th><th>Duration</th><th>Score</th></tr></thead><tbody><tr><td>05/01/2018 2:31 PM</td><td>05/01/2018 2:31 PM</td><td>00:00:40</td><td>Answered: 10 Correct: 2 Score: 20%</td></tr></tbody></table>	Started	Ended	Duration	Score	05/01/2018 2:31 PM	05/01/2018 2:31 PM	00:00:40	Answered: 10 Correct: 2 Score: 20%
Started	Ended	Duration	Score										
05/01/2018 2:31 PM	05/01/2018 2:31 PM	00:00:40	Answered: 10 Correct: 2 Score: 20%										
05/01/2018 2:32 PM	GED Flash	Aztec's GED Flash™ Reading and Language Arts (RLA)	Identifying and Creating Arguments	00:00:24	<table border="1"><thead><tr><th>Started</th><th>Ended</th><th>Duration</th><th>Score</th></tr></thead><tbody><tr><td>05/01/2018 2:32 PM</td><td>05/01/2018 2:32 PM</td><td>00:00:24</td><td>Answered: 1 Correct: 1 Score: 100%</td></tr></tbody></table>	Started	Ended	Duration	Score	05/01/2018 2:32 PM	05/01/2018 2:32 PM	00:00:24	Answered: 1 Correct: 1 Score: 100%
Started	Ended	Duration	Score										
05/01/2018 2:32 PM	05/01/2018 2:32 PM	00:00:24	Answered: 1 Correct: 1 Score: 100%										

Gain valuable insights on students' strengths and areas for improvement

Track student usage progress and time-on-task

GED PLAY™

On Demand Video Learning

On Demand Video. On Demand Learning

The only on demand video learning program developed by GED Testing Service, Kaplan and Aztec Software to provide targeted video learning support across key GED® measured skills.



GED PLAY™

On Demand Video Learning

The Perfect Reinforcement Supplement

GED™ Play was developed from our experience with GED Flash and the need for quick remediation.



Versatile Use

Can be used as **direct instruction and distance learning** supplement & reinforcement tool.



Alignment to GED Flash and GED® Test

Questions are aligned to and cover the key skills from the test. Also **aligned to GED Flash allowing seamless remediation of specific sections.**



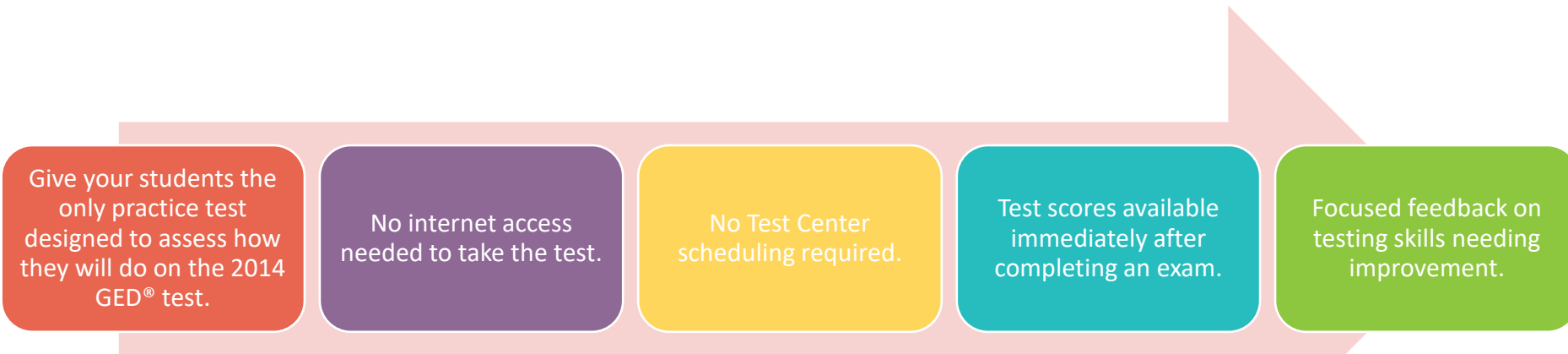
Performance Insight

Gain insight on **students' performance and reportable information.**

GED PLAY
On-demand video learning
by the experts

Introducing GED Play — an instructional video program designed by Kaplan experts to enhance student performance on key GED measured skills. It's the perfect classroom supplement to keep students engaged in their GED prep.

- Comprehensive Content** (Video icon)
Hours of video instruction covering all four GED test subjects.
- Targeted Curriculum** (Target icon)
Concepts align directly with the skills being evaluated on the GED test.
- Top-Rated Instructors** (Star icon)
Pre-recorded videos featuring experts at Kaplan.
- Easy to Digest** (Lightbulb icon)
Short, bite-sized lessons make sure students do not feel overwhelmed.





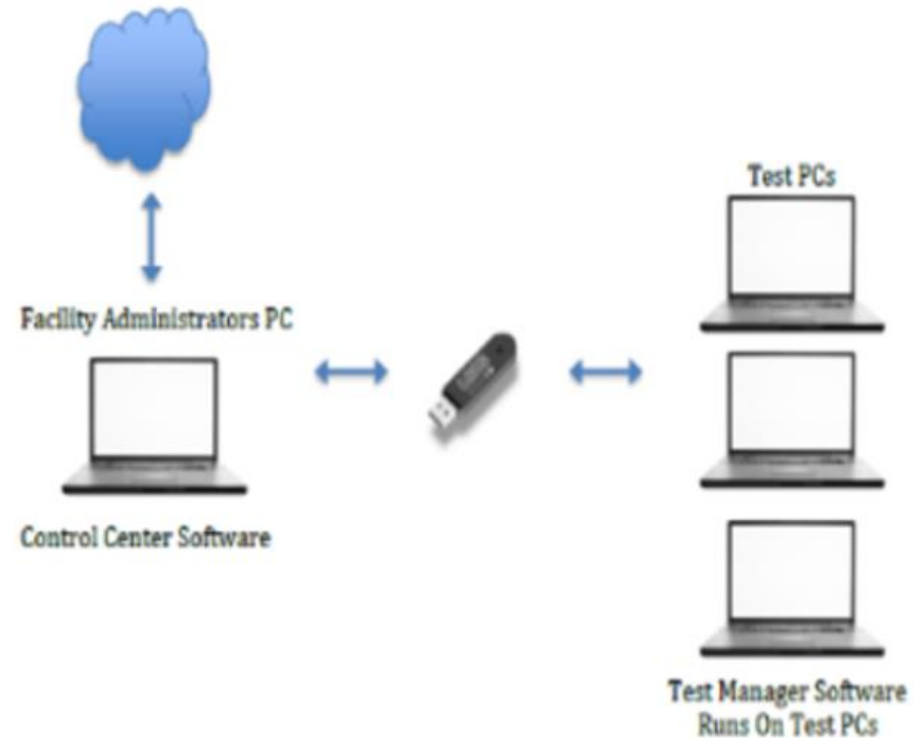
How GED Ready Offline Works

A file is downloaded from GED Testing Service that is placed on a jump drive and walked to non-Internet testing computers. You will have 60-days to move from jump drive to testing computers. The software has 3 primary purposes:


- To register the testing computers
- To allocate tests to the testing computers through a Control Center/internet-based computer
- To launch GED Ready on testing computers



How GED Ready Offline Works



Did You Know?



Test Center Support Line Number has been **UPDATED** – **NUMBER IS NOT FOR THE PUBLIC**

For test administrators	Contact
<p>VUE Support Services (VSS) technical support:</p> <ul style="list-style-type: none"> • Downloading, launching, or delivering exams • Installing Pearson VUE hardware and software • Running the Remote Maintenance Agent (RMA) • Logging into or obtaining a verification code for Connect • Locating missing results • Obtaining authentication codes for exams 	<p>Website: www.PearsonHelp.com</p> <p>Phone: 1-888-344-7924 (option 1)</p> <p>Note: Do not provide this contact information to candidates.</p>

<p>Candidate Services (Program Coordinators):</p> <ul style="list-style-type: none"> • Answering questions about non-technical candidate issues (e.g., clarifying policies and handling candidate misconduct) • Assisting with test center schedule issues (e.g., the candidate is not appearing on the schedule) • Explaining ID requirements and providing approval for ID exceptions • Scheduling same-day or future appointments 	<p>Phone: 1-888-344-7924 (option 2)</p> <p>Note: Do not provide this contact information to candidates.</p>
---	--

Enhancing Test Center Support



Natalie Cummins is the Exam Delivery Manager for the GED Test

She supports all aspects of the implementation and maintenance of GED Test Centers

While Natalie primarily support the GED State Relationship Managers as they assist states on a more localized level, she is available to answer your questions about creating a GED Test Center and to facilitate the resolution of questions from existing test centers

If you have questions or comments, feel free to contact me
at Natalie.Cummins@pearson.com

Name Changes



Since June 1st, 2018, GED® Testing Service no longer supports name changes due to Marriage/Divorce for Testers who have already credentialed

We continue to support name changes under the following circumstances with formal documentation

- Required court-ordered such as witness protection and gender changes
- Provide the ability to correct their names in cases of typos
- We will also help inmate graduates make use of credentials obtained while incarcerated under an alias. This process, however, requires approval from the state GED Administrator™

What you can do to ensure accounts are accurate



EMAIL help@ged.com to get name and/or dob updated (**EVEN IF TESTER HAS CREDENTIALS**) but note this can take up to 5 business days and is not something that can be done over the phone

How to get accounts merged

If you realize that a Tester has more than 1 GED account, please reach out to help@ged.com and request for the accounts to be merged

In your email, please state the GED ID numbers of the accounts (you might not know this information)

State the Tester's first name, last name and DOB

Also, please indicate which account should be kept **Note:** we refer to this as the "surviving" account

GEDTS Policy Change: Annual Reset of 60 Day Wait Period

Former Policy

60 day wait period after a 3rd failed attempt in a subject for each subsequent retest with no end date.

Example:

- Student has 3 failed attempts in Math in 2016.
- Student resumes testing in 2020. Takes Math again and doesn't pass. Student has to wait 60 days until his next attempt.

New Policy

Annual reset of all students who fall under the 60 day wait period.

- Will occur each January 1st, starting in 2022.
- Applies to tests taken at a test center only. Does NOT apply to OP.

Example:

- Student has 3 non-passing attempts in Math in 2016.
- Student resumes testing in 2022. Takes Math again and doesn't pass. Student has 2 more attempts to pass Math before the 60 day wait period is imposed.

FAQs

The screenshot shows the GED website's FAQ page. At the top left is the GED logo. The navigation bar includes links for 'About The Test', 'Study', 'Grads and Transcripts', and 'Blog'. On the right, there is a search bar, a language dropdown set to 'English - US', and a 'Log In' link next to a 'SIGN UP' button. A sidebar on the left titled 'FAQ Categories' lists: Top FAQs, The GED Ready® Practice Test, Scheduling the GED® Test, Testing Accommodations, What to Expect on Test Day, Understanding Scores, Test Retakes, Technical Requirements, and GED® Test Fraud. The main content area features a large purple header bar followed by the text 'GED® FAQs' in a large, blue, sans-serif font.



FAQs continued....



FAQ Categories
Top FAQs
The GED Ready® Practice Test
Scheduling the GED® Test
Testing Accommodations
What to Expect on Test Day
Understanding Scores
Test Retakes
Technical Requirements
GED® Test Fraud

What to Expect on Test Day

- How early should I arrive on test day? +
- What should I bring on the day of the test? +
- Will I need to memorize math formulas? +
- What can I bring into the testing room? +
- Can I take a break during the test? +
- How will I know how much time is left on my test? Will I have enough time to check my work? +
- Will the break be managed by a computer timer? +

Grads & Transcripts



Grads and Transcripts

Request Transcripts

GED Grads

Order a copy of your transcript.

or

Third Parties

Order a transcript on behalf of someone else.

Grads & Transcripts- GED Grads




TESTING SERVICE®


REQUEST TRANSCRIPTS

When did you earn your GED?

2014 and Later | or | **Before 2014**


Before 2014





TESTING SERVICE™

REQUEST TRANSCRIPTS

Where did you earn your GED?

Minnesota 

 Visit the official Minnesota Department of Education site to order your official high school equivalency diploma, and/or transcript.

[VISIT STATE SITE !\[\]\(05604d380e755a92e3161ab249a7c58e_img.jpg\)](#)

Accommodations Section of Website

About The Test


Study

A vertical blue navigation menu with white icons and text. A red arrow points to the "Accommodations" item. The items are: Test Subjects (document icon), Price & State Rules (tag icon), Test Scores (clipboard icon), Scheduling (calendar icon), Accommodations (document icon), and Online Testing (globe icon).

- Test Subjects
- Price & State Rules
- Test Scores
- Scheduling
- Accommodations
- Online Testing



Font and Color Contrast Adjustment



All GED exams give Testers the option to adjust the font and color scheme appearing onscreen at any time during an exam.




You do not need to request font and color adjustments from GEDTS prior to the exam; these are automatically available for all Testers taking the GED® test.

Accommodations

https://ged.com/about_test/accommodations/


GED Test On-Screen Computer Guides

You can change what your test looks like on your computer screen to make it easier to read. Download these guides to learn more about the options available.




Screen Color Combinations Guide

[Download](#)



Change Text Size Guide

[Download](#)



Highlight Text Guide

[Download](#)

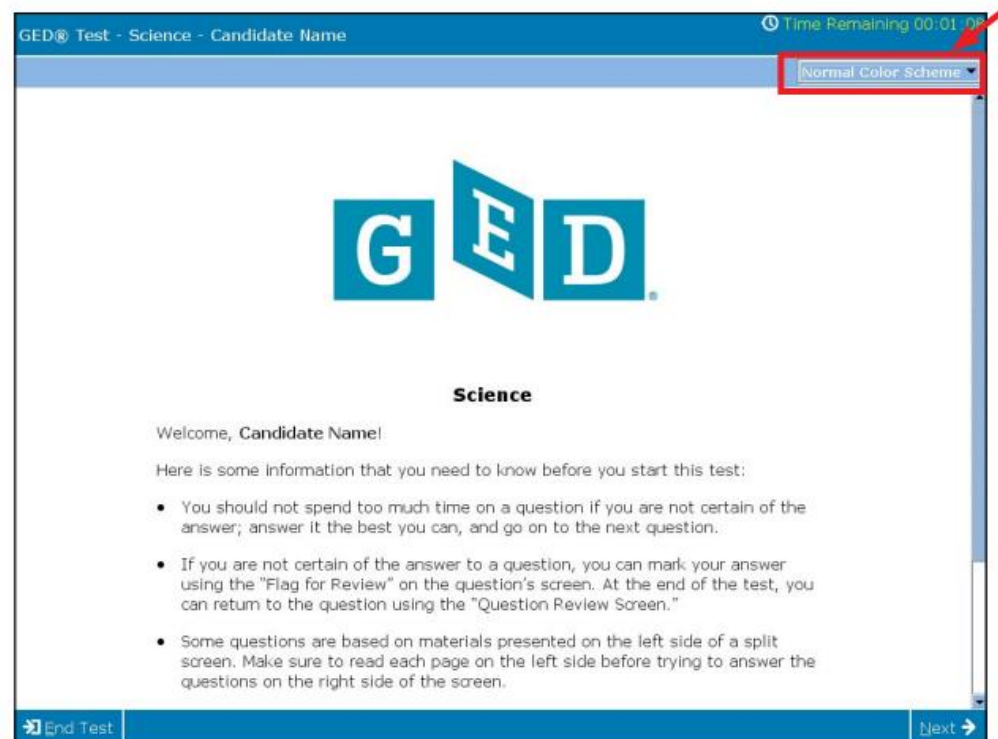
Accommodations

https://ged.com/about_test/accommodations/

On-Screen Color Combinations for the GED® Test

When you take the GED® test, you can change what your test looks like. Choose from 11 different color combinations for your test's text and background colors. Choose the color combination that is easiest for you to read on your computer screen. You can change the colors at any time during the test, and as many times as you want.

Changing the colors of your test is simple. Just choose the colors from the dropdown menu, shown below in the red box.



Standard color combination

Accommodations

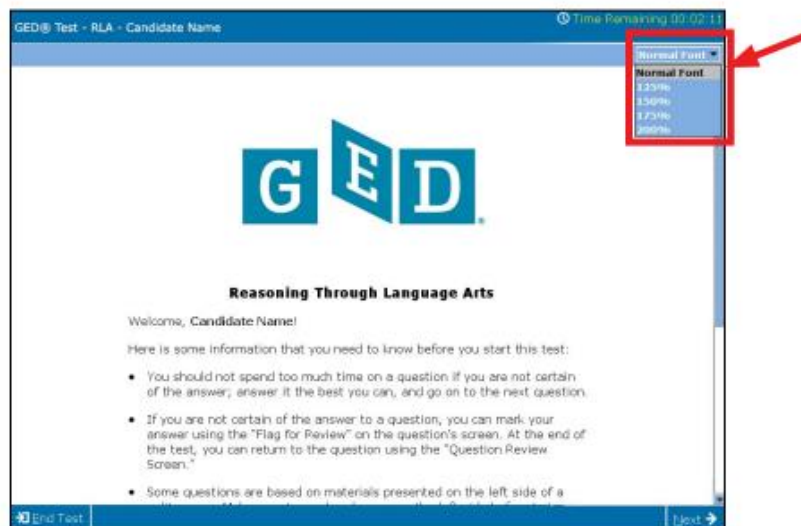
https://ged.com/about_test/accommodations/

Making your GED® test on computer easier to read is simple! Choose from one of the five text sizes available on the test. Text sizes include standard (100%), 125%, 150%, 175%, and 200%. The higher the number you pick, the larger the text will be on your test. Choose the size that is easiest for you to read. You can change the size at any time during the test, and as many times as you want.

Changing the text size on your test is easy. Just choose the text size that is easiest to read from the “Normal Font” dropdown menu, shown below in the red box. Normal Font” dropdown menu, shown below in the red box.

Accommodations

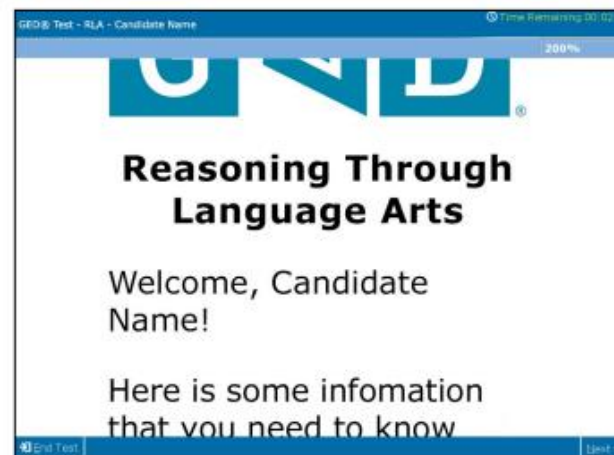
https://ged.com/about_test/accommodations/



Here are a few of the text size options you can choose from to make your test easier to read.



Text size at 150%



Text size at 200%

Accommodations https://ged.com/about_test/accommodations/

Additional Resources

- [Frequently Asked Questions](#)
- [Lower-cost Testing Clinics in the United States](#)
- [Personal Items and Minor Modifications](#)

Questions? Email accommodations@GED.com.



Comfort Aid List

<https://home.pearsonvue.com/Test-takers/Accommodations/Pearson-VUE-Comfort-Aid-List-PDF.aspx>



Pearson VUE Comfort Aid List

The below items are comfort aids and do not require pre-approval. They will be allowed in the testing room upon visual inspection by the Test Center or Online Proctored staff. Visual inspection will be done by examining the item without directly touching it (or the candidate) and without asking the candidate to remove the item, unless otherwise stated below.

Medicine & Medical Devices

- Auto-Injector, such as EpiPen
- Bandages
- Braces - Neck, Back, Wrist, Leg or Ankle Braces
- Casts - including slings for broken/sprained arms and other injury-related items that cannot be removed.
- Cough Drops - must be unwrapped and not in a bottle/container.
- Eye Drops
- Eye Patches
- Eyeglasses, without the case, including tinted lenses – must be removed for visual inspection
- Glucose Tablets (does not include hard candy) - must be unwrapped and not in a bottle/container.
- Hearing aids/Cochlear implant – **See additional information below.**
- Inhaler
- Medical Alert Bracelet - **See additional information below.**
- Medical device – Must be attached to a person's body and be inaudible. If device makes noise, then candidates must apply and be approved for an accommodation.
See additional information below.
 - Continuous Glucose Monitor
 - Insulin Pump
 - Spinal Cord Stimulator
 - TENS Unit

WI Accommodations Lower Cost Test Clinics

https://ged.com/wp-content/uploads/accommodations_lower_cost_test_clinics.pdf

State	City	University Name	Telephone Number	Cost	Accept clients who do not attend the University?	Wait time
-------	------	-----------------	------------------	------	--	-----------

Wisconsin	Eau Claire	University of Wisconsin	715-836-5604	\$50 - \$400	Yes	Varies
	Madison	Psychology Center	608-833-9290 ext 1.	Sliding scale + insurance	N/A	Varies

Wisconsin (cont.)	Madison	University of Wisconsin	608-265-8879	\$200 - \$400	Yes	Varies
	Milwaukee	Marquette University	414-288-3487	\$300 or less	Yes	Short wait
	Milwaukee	University of Wisconsin	414-229-5521	\$225-\$600	Yes	Short wait
	Milwaukee	Wisconsin School of Prof. Psych	414-464-9777	\$300 - \$450	Yes	Short wait

GED Resource Links

Educators & Admins page

https://ged.com/educators_admins/program/

Free Classroom materials

https://ged.com/educators_admins/teaching/classroom_materials/

Here you find the Tutorials, the Free Practice Tests and all of the reference guides to prepare your students. The Scoring tool is also here.

Teaching Resources

https://ged.com/educators_admins/teaching/teaching_resources/

This page is very useful for teachers to become familiar with the skills assessed on the test and specifically the High Impact Indicators.

Professional Development

https://ged.com/educators_admins/teaching/professional_development/

Here are the webinars that teachers can watch to become familiar with many different topics.



Contact Information

- **Melissa Hultstrand**
- **Melissa.Hultstrand@GED.com**

Session Survey

Your feedback is important. Please scan the QR code below to rate this session.

