



# Mobile GED<sup>®</sup> Testing: Expand the Reach of the Exam

Natalie E. Cummins, Pearson VUE  
Client Channel Operations Manager



# Your Presenter

## **Natalie E. Cummins (she/her)**

- Pearson VUE Client Channel Operations Manager
- Former GED Administrator™ for Kentucky
- 25+ years in Adult Education





# Today's Learning Objectives

- Understand the concept of Mobile Testing Sites
- Look at the reasons to do Mobile Testing
- Examine the current testing footprint in the US
- Discuss how to make this work in your state
- Review more details about Mobile Testing

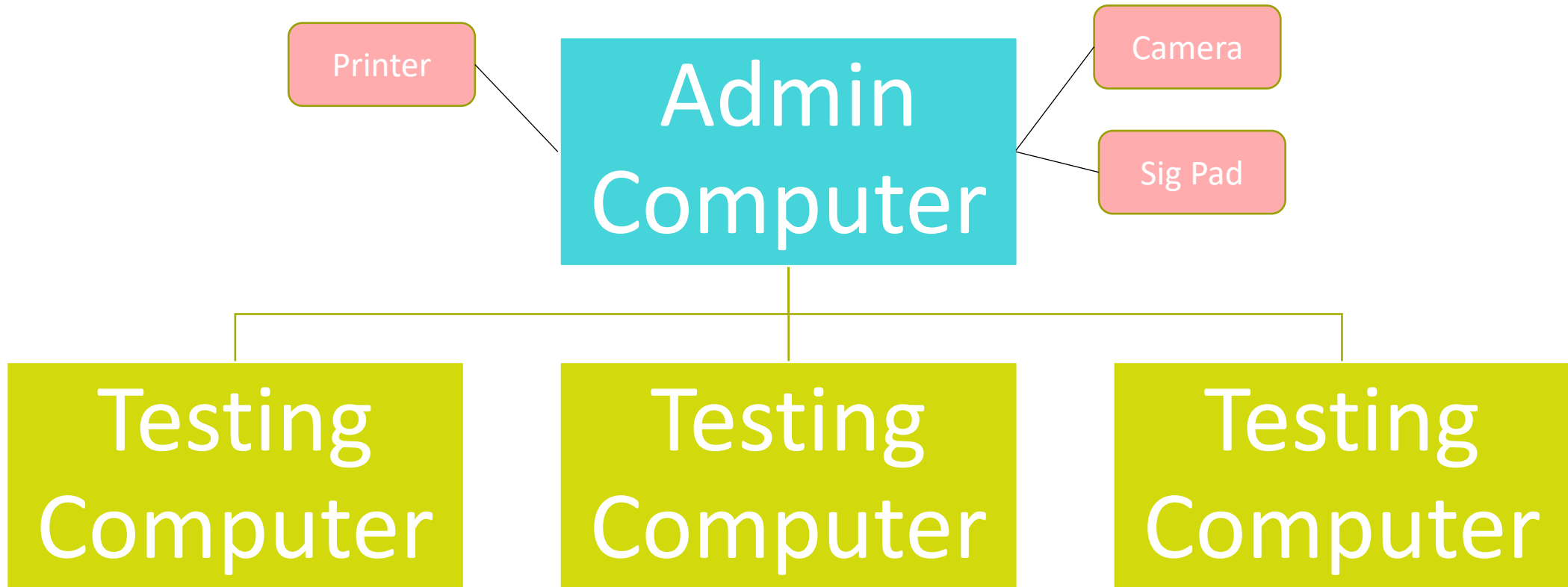
# What is a Mobile Testing Center?

A mobile testing center is a set of **testing computers** and other necessary equipment that can be deployed in a **remote location** to do GED testing.

Mobile testing centers are usually created as “**satellites**” of existing fixed testing centers. **Freestanding mobile sites** may be approved at the discretion of GED Testing Service.

Mobile testing is most commonly used to serve jails, but it can be very **valuable for public testing needs**.

# General Testing Setup



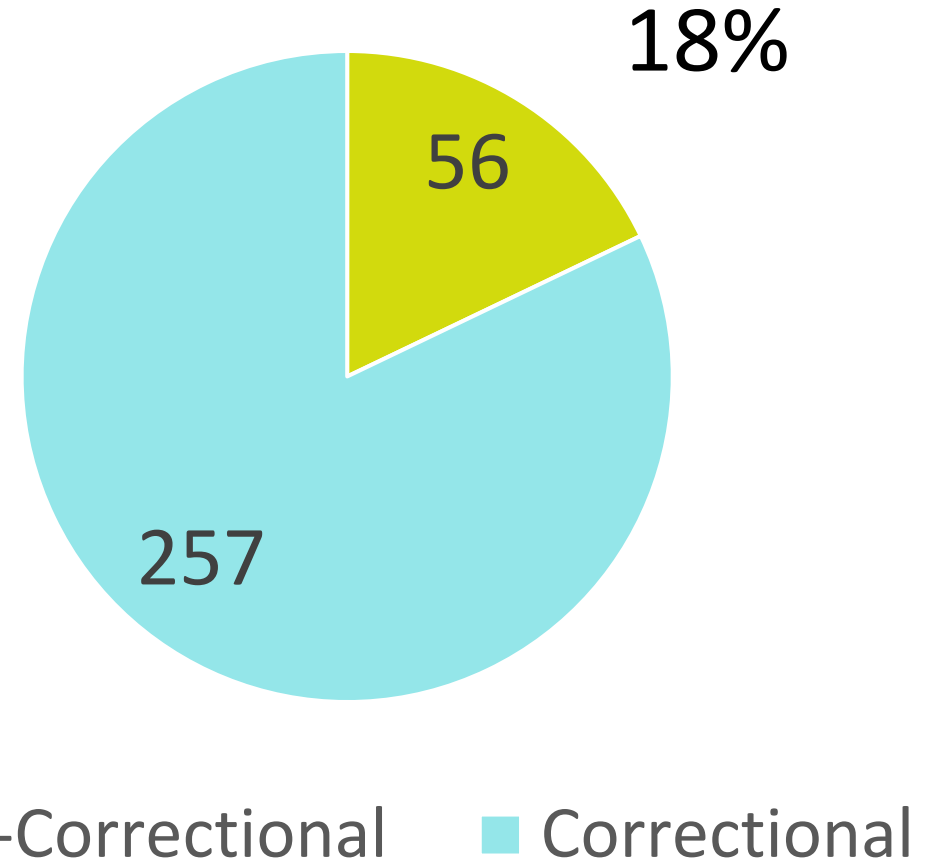
# What makes Mobile Testing a good idea?

- A mobile site allows you to **take testing to your students**
- It offers the same **test security** as a fixed Pearson VUE Testing Center, because it is a PVTC
- Your test proctor can be the **same proctor** as for a fixed site

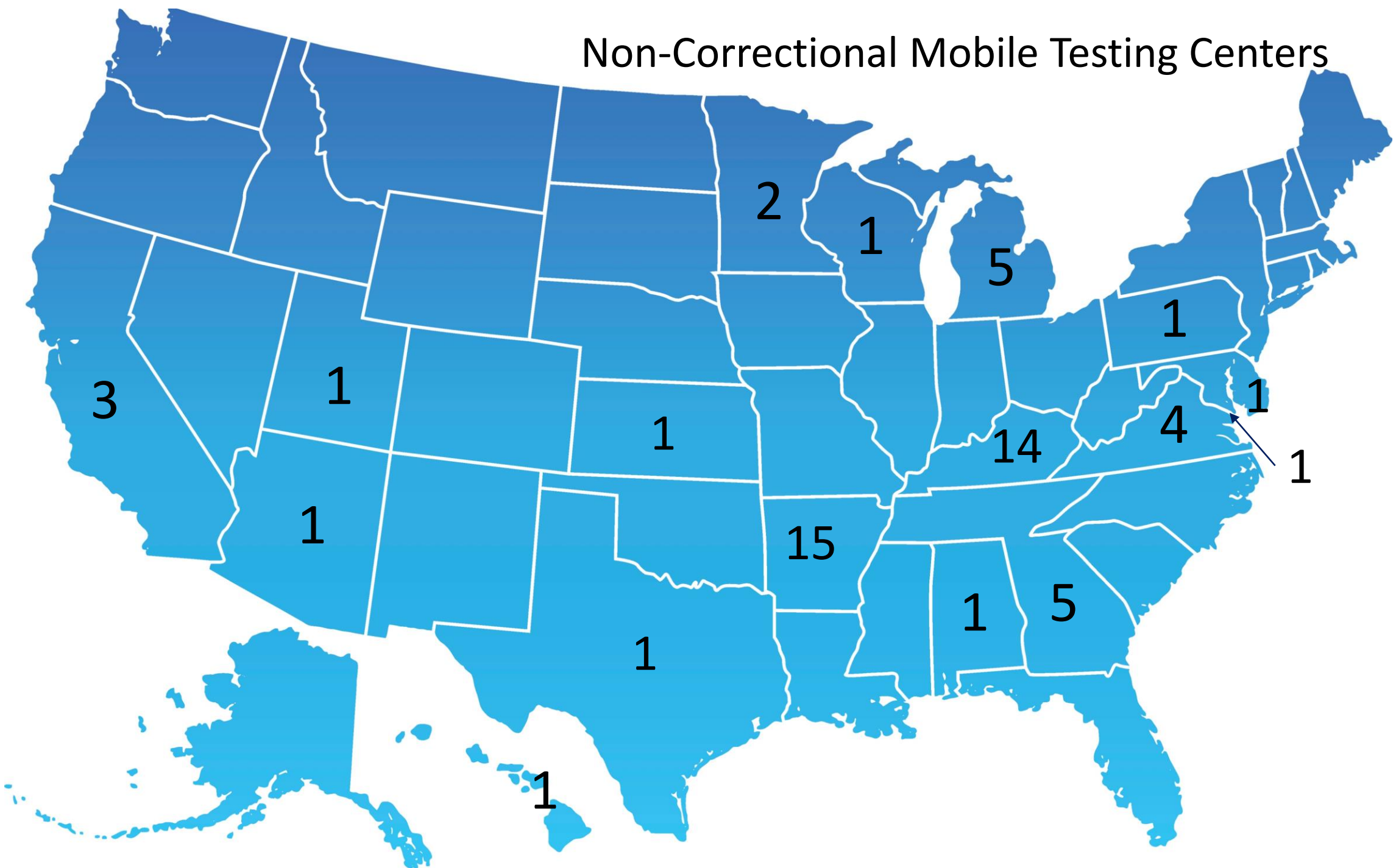
# Mobile Testing Center Statistics

313 Mobile Testing Centers in the US (as of December 2023)

- 257 Correctional
- 56 Non-Correctional



# Non-Correctional Mobile Testing Centers





# Why Do Mobile Testing?



Pearson



## Help Address Capacity Issues

“Testing deserts” create more barriers for adult learners with transportation issues. Distance increases obstacles around:

- Cost
- Time
- Courage

# Benefits

- Reduced travel costs for students
- Reduced wait time for testing
  - May increase pass percentage by reducing wait time
- Flexibility of testing schedule
- Tests may be delivered offline
- More reliable than Online Proctored (OP)

*You can take testing to where your students are.*

# How to Make This Work in Your State



Pearson

# How to Make This Work in Your State – Top Level

## Step 1

Analyze your current test center footprint

- Get a list of test centers from your GEDTS State Relationship Manager or the Pearson VUE CCOM
- Survey the field for suggestions
- Use the Zip Codes to generate a map using software, or plot them by hand on a paper map
- Look for the gaps!

# How to Make This Work in Your State – Top Level

## Step 2

### Customization

- Are there goals for adoption?
- Is there a timeline for adoption?
- Are there incentives or performance funds tied to implementation?
- Are other supports available from the state office for test centers seeking to implement mobile testing?

# How to Make This Work in Your State – Top Level

## Step 3

Follow up at regular intervals

- Based on your established timeline, check progress toward application and adoption
- Look at testing volume in GED Analytics (GED Admin)

# How to Set Up Mobile Testing



Pearson



# How to Set Up Mobile Testing – Local Level

## **Before You Apply**

- Consider locations where testing is needed
- Identify libraries, schools, churches, businesses, etc. which have a space suitable to meet the security requirements of GED<sup>®</sup> Testing
- Determine how operating costs will be covered

# How to Set Up Mobile Testing – Local Level

## One-Time Costs

- ESP Kit (digital cameras and digital signature pad)
- Portable storage (if no storage available on-site)
- Laptops
- Extra monitors, keyboards, mice

# How to Set Up Mobile Testing – Local Level

## Recurring Costs

- Test Administrator salary
- Mileage for travel

*Consider private funding sources and alternate grant opportunities to cover these costs.*

# How to Set Up Mobile Testing – Local Level

## Application

- Contact PV Channel Sales (through your SRM)
- Sign an Exhibit B as an addendum to your current site agreement (if adding to an existing test center; freestanding Mobile sites go through a deeper application)
- Complete a questionnaire
- Your fixed site needs to be in operation for 3 months prior to adding mobile testing (exceptions may be available)

# How to Set Up Mobile Testing – Local Level

## Questionnaire

- Describe the following:
  - Reception and check-in area (check-in outside the testing area)
  - Personal item storage (locked and outside the testing area)
  - Test delivery area (distraction-free and with laptops 4 feet apart or separated by dividers)
  - Monitoring (proctor has a clear view of all test-takers at all times)

# How to Set Up Mobile Testing – Local Level

## Equipment

- Laptops (testing and administrator); separate from any used in the fixed center
- Security kit (camera and signature pad)
- Peripherals (keyboards, mice, monitors)
- Storage for test-takers' personal items
- Storage/transportation for laptops and peripherals

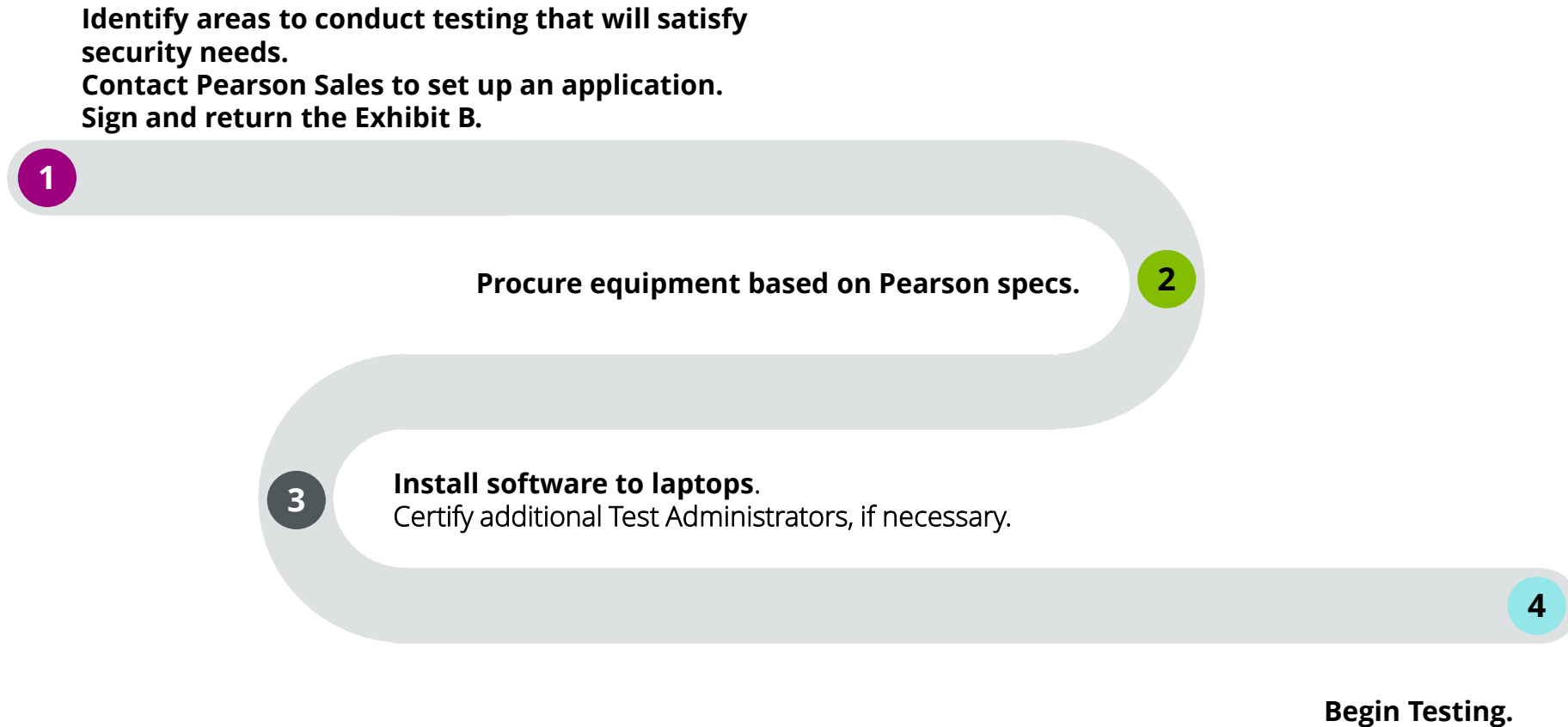
[Technical Requirements for Laptops in Mobile Test Centers \(pearsonvue.com\)](https://www.pearsonvue.com/technical-requirements-for-laptops-in-mobile-test-centers)

# How to Set Up Mobile Testing – Local Level

## Software

- After the Site ID is assigned, you will receive a link to download and install software
- Be sure you have someone available who has local admin rights to your computers

# Mobile Testing Implementation Flow





# More Mobile Testing Details



Pearson

## More Mobile Testing Details

### **GED test may be delivered offline**

- Download tests to the Admin Computer where internet is available
- Connect Admin Computer to Testing Computers at the testing site
- Deliver the test
- Upload the scores when the Admin Computer is connected again to the internet (ideally within 24 hours)



## More Mobile Testing Details

### **Minimum 1 testing computer (maximum 15)**

- Mobile testing can be as simple or complex as you like!
- It can be customized to fit your budget.



## More Mobile Testing Details

### **Set your own testing hours**

- Mobile testing centers are Private by default
- Testing hours are not visible to test-takers in their GED accounts
- You can test with extreme flexibility and responsiveness



## More Mobile Testing Details

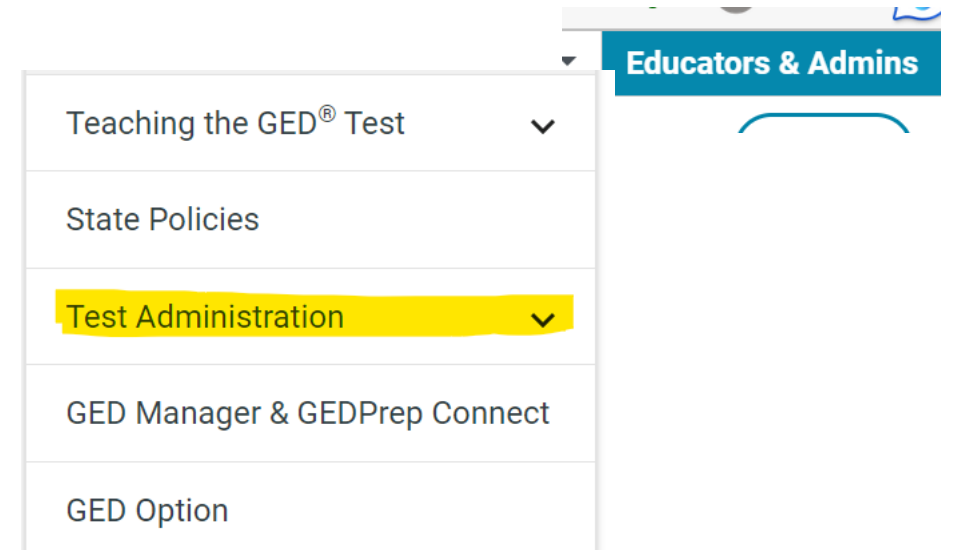
### **Register test-takers directly in Registration Manager**

- Mobile testing centers are Private, and test-takers cannot see these centers in their GED accounts
- The Test Administrator registers students directly for testing, and this can be done immediately before testing

# Other Information

GED.com

- Educators and Admins
- Test Administration



[General Information about Testing Centers](#)

[Technical Requirements for Laptops in Mobile Test Centers \(pearsonvue.com\)](#)



Contact Me with Questions!

**Natalie E. Cummins (she/her)**

**Pearson VUE**

**Client Channel Operations Manager**

**859-285-7099**

**Natalie.Cummins@pearson.com**